



Project Title: Sensing and predictive treatment of frailty and associated co-morbidities using advanced personalized models and advanced interventions

Contract No: 690140

Instrument: Collaborative Project

Call identifier: H2020-PHC-2014-2015

Topic: PHC-21-2015: Advancing active and healthy ageing with ICT: Early risk detection and intervention

Start of project: 1 January 2016

Duration: 36 months

Deliverable No: D4.6

Dynamic User Profiling models and Patient modelling and representation framework (vers b)

Due date of deliverable: M12 (31st December 2016)

Actual submission date: 31st December 2016

Version: 2.0

Lead Author: Andreas Vasilakis (CERTH)

Lead partners: Ilias Kalamaras, Konstantinos Moustakas, Konstantinos Votis (CERTH), Dimitrios Vlachakis, Vasilis Megalooikonomou, Konstantinos Deltouzos Spiridon Kalogiannis (UoP), Panagiotis Sabatakos, Emmanouil Viennas, Kosmas Petridis (HYPERTECH)



Horizon 2020
European Union funding
for Research & Innovation

Change History

Ver.	Date	Status	Author (Beneficiary)	Description
0.1	17/05/2016	draft	Andreas Vasilakis (CERTH), Ilias Kalamaras (CERTH), Konstantinos Moustakas (CERTH), Konstantinos Votis (CERTH)	Prior art on virtual user models.
0.2	15/06/2016	draft	Andreas Vasilakis (CERTH), Ilias Kalamaras (CERTH), Konstantinos Moustakas (CERTH), Konstantinos Votis (CERTH)	1 st draft version from deliverable responsible
0.3	20/06/2016	draft	Andreas Kanavos (UoP), Vasilis Megalooikonomou (UoP), Spiridon Kalogiannis (UoP), Kosmas Petridis (HYPERTECH)	Feedback from partners.
1.0	30/06/2016	final	Andreas Vasilakis (CERTH), Ilias Kalamaras (CERTH), Konstantinos Moustakas (CERTH), Konstantinos Votis (CERTH), Andreas Kanavos (UoP), Vasilis Megalooikonomou (UoP), Kosmas Petridis (HYPERTECH)	Deliverable version (A) finalised considering internal review's comments.
1.1	01/12/2016	draft	Andreas Vasilakis (CERTH), Ilias Kalamaras (CERTH), Konstantinos Moustakas (CERTH), Konstantinos Votis (CERTH)	2 nd draft version from deliverable responsible
1.2	18/12/2016	draft	Dimitrios Vlachakis (UoP), Vasilis Megalooikonomou (UoP), Konstantinos Deltouzos (UoP), Panagiotis Sabatakos, Emmanouil Viennas, Kosmas Petridis (HYPERTECH)	Feedback from partners.
2.0	31/12/2016	final	Andreas Vasilakis (CERTH), Ilias Kalamaras (CERTH), Konstantinos Moustakas (CERTH), Konstantinos Votis (CERTH), Dimitrios Vlachakis (UoP), Vasilis Megalooikonomou (UoP), Panagiotis Sabatakos, Emmanouil Viennas, Kosmas Petridis (HYPERTECH)	Deliverable version (B) finalised considering internal review's comments.

EXECUTIVE SUMMARY

The aim of workpackage **WP4** is to develop methods for the offline and online management, fusion and analysis of multimodal and advanced technology data from social, behavioral, cognitive and physical activities of frailty older people and apply them to manage and analyze new data. Results from the analysis of existing and new data will be also used to create user-profiling virtual models of older people.

The main focus of the deliverable **D4.6** is to model older people with a holistic approach, keeping together low-level and high-level clinical, physiological, physical and cognitive parameters, thus providing a detailed conceptual definition of FrailSafe' patient model representation format. In particular, a patient model within FrailSafe is comprised of the personal characteristics of a patient, such as physiological and clinical parameters and factors, co-morbidities, personal profile, preconditions, risk factors, behavior, preferences, physical activity, etc.

In FrailSafe these models will be managed dynamically (based on real-time measurements) and will represent an evolving virtual entity. To this end, the introduction of individual virtual patient models a) will provide a structured machine readable patient representation format, b) will allow adaptation of the user interfacing and patient intervention strategies, c) will make the data analysis and feature extraction more efficient, d) will support the healthcare professionals in their decision process, and e) will allow a personalized feedback to the patient (suggestions about behavior/habits change, reminders, etc.).

A large amount of studies on the domain of static and dynamic patient modelling representation is briefly covered, followed by an analytical description of the openEHR format, which will be the heart of the FrailSafe's patient model representation. The tools provided by openEHR have important advantages (compared to rest formats) for the development of FrailSafe's virtual patient model.

The identification and definition of the entities/concepts of interest for the FrailSafe project is then analyzed for the design and creation of the models, while the adoption and extension of existing openEHR archetypes that have been developed for life-long interoperable electronic health records is finally offered.

Last but not least, the corresponding relational model and the SQL databases have been generated followed by the successful integration and connection to the core server database. An alpha version of the information visualization platform, coupled with a naive decision support and notification system, has been created using web technologies allowing the representation of medical and events information to the end-users.

DOCUMENT INFORMATION

Contract Number:	H2020-PHC–690140	Acronym:	FRILSAFE
Full title	Sensing and predictive treatment of frailty and associated co-morbidities using advanced personalized models and advanced interventions		
Project URL	http://frailsafe-project.eu/		
EU Project officer	Mr. Jan Komarek		

Deliverable number:	4.6	Title:	Dynamic User Profiling models and Patient modelling and representation framework
Work package number:	4	Title:	Data Management and Analysis

Date of delivery	Contractual	01/01/2017 (M12)	Actual	31/12/2016
Status	Draft <input type="checkbox"/>		Final <input checked="" type="checkbox"/>	
Nature	Report <input checked="" type="checkbox"/>	Demonstrator <input type="checkbox"/>	Other <input type="checkbox"/>	
Dissemination Level	Public <input checked="" type="checkbox"/>	Consortium <input type="checkbox"/>		
Abstract (for dissemination)	The main focus of this deliverable is to model older people with a holistic approach, keeping together low-level and high-level clinical, physiological, environmental parameters, thus providing a detailed conceptual definition of FrailSafe' patient model representation format. In particular, a patient model within FrailSafe is comprised of the personal characteristics of a patient, such as physiological and clinical parameters and factors, co-morbidities, personal profile, preconditions, risk factors, behavior, preferences, physical activity, etc.			
Keywords	FrailSafe, user profiling, virtual patient models			

Contributing authors (beneficiaries)	Andreas Vasilakis, Ilias Kalamaras, Konstantinos Moustakas, Konstantinos Votis (CERTH) Dimitrios Vlachakis, Vasilis Megalooikonomou, Konstantinos Deltouzos Spiridon Kalogiannis (UoP) Panagiotis Sabatakos, Emmanouil Viennas, Kosmas Petridis (HYPERTECH)			
Responsible author(s)	Andreas Vasilakis		Email	abasilak@iti.gr
	Beneficiary	CERTH	Phone	+30 211 1069597

TABLE OF CONTENTS

LIST OF ABBREVIATIONS AND ACRONYMS	8
1 INTRODUCTION.....	10
1.1 FrailSafe Virtual Patient Model	10
1.1.1 Main Goals	10
1.1.2 Design and development steps.....	12
1.1.3 Document Structure	13
2 PRIOR ART ON ELECTRONIC HEALTH RECORDS	14
2.1 EHR representation formats	15
2.1.1 HL7.....	15
2.1.2 openEHR	16
2.1.3 Comparison	16
2.2 openEHR Architecture overview.....	18
2.2.1 Ontological Separation.....	18
2.2.2 Two-level Modelling	18
2.2.3 Archetype Technology Overview	19
3 REFERENCE/INFORMATION MODEL OVERVIEW	22
3.1 Requirements and Model Analysis of final FrailSafe framework	23
3.2 FrailSafe Virtual Patient Model Representation	25
Requirements to be addressed for the general VPM representation	28
3.2.1 Requirements for the Personal Details class.....	28
3.2.2 Requirements for the Monitoring Parameters class.....	31
3.2.3 Requirements for the Clinician Input class	36
3.2.4 Requirements for the Events class.....	38
4 OPENEHR ARCHETYPES	39
4.1.1 Personal details	42
4.1.2 Sensor measurements and questionnaires	44
4.1.3 Health records	50
4.1.4 Clinician Input	51
4.1.5 Events	54
5 RELATIONAL DATABASE	55
6 CONCLUSIONS	56
REFERENCES	57

TABLE OF FIGURES

Figure 1. FrailSafe's framework puts the older person profile (VPM) at the core of the system.	11
Figure 2. Archetype-driven data storage design. Two-level, reference and archetype, modelling.	13
Figure 3: The ontological landscape.	18
Figure 4: Archetype Meta-architecture.	19
Figure 5: Typical Archetype HRID.	21
Figure 6: ADL Archetype Structure.	21
Figure 7: Overview of the core entities that will be included in the FrailSafe virtual patient model.	27
Figure 8: Overview of alert handling in FrailSafe.	38
Figure 9: Person identifier and person name archetypes.	42
Figure 10: Person identifier and person name archetypes.	42
Figure 11: Personal details archetype.	43
Figure 12: Address archetype.	43
Figure 13: Telecom details archetype.	44
Figure 14: Result report and Level of exertion archetype archetypes.	44
Figure 15: ECG recording archetype.	45
Figure 16: Medical device archetype.	46
Figure 17: Heart beat archetype.	46
Figure 18: Respiration rate archetype.	47
Figure 19: Blood pressure archetype.	47
Figure 20: Body weight archetype.	47
Figure 21: Body surface area archetype.	48
Figure 22: Height/Length archetype.	48
Figure 23: Body mass index archetype.	48
Figure 24: Movement archetype.	49
Figure 25: Lifestyle factors archetype.	49
Figure 26: IADL Barthel index archetype.	50
Figure 27: Health summary archetype.	50
Figure 28: Family history archetype.	51
Figure 29: Clinical synopsis archetype.	51
Figure 30: Problem list archetype.	52
Figure 31: Problem/Diagnosis archetype.	52
Figure 32: Progress note archetype.	52
Figure 33: Conclusion archetype.	52
Figure 34: Recommendation archetype.	53

Figure 35: Medication order archetype.....	53
Figure 36: Care plan archetype.....	54
Figure 37: Notification archetype.	54
Figure 38: FrailSafe’s virtual patient model relational database model.....	55

LIST OF TABLES

Table 1: Comparison between OpenEHR and HL7 representation models.	17
Table 2: Naming and notation of Frailsafe requirements regarding VPM.....	28
Table 3: Detailed measurement performed in Frailsafe system.....	33
Table 4: Mapping of the monitoring parameters and devices.	36
Table 5: Mapping between VPM parameters and Archetypes.....	39

LIST OF ABBREVIATIONS AND ACRONYMS

(in alphabetic order)

ADL	Archetype Definition Language
AOM	Archetype Object Model
BMI	Body Mass Index
BSA	Body Surface Area
CRF	Case Report Form
ECG	Electrocardiography
EHR	Electronic Health Record
FOLP	First-Order Predicate Logic
HCI	Human Computer Interaction
HL7	Health Level 7
HRID	Human Readable ID
JSON	JavaScript Object Notation
GDS	Geriatric Depression Scale
IADL	Instrumental Activities of Daily Living

ICT	Information & Communication Technology
MMSE	Mini Mental State Examination
MNA	Mini Nutritional Assessment
MoCA	Montreal Cognitive Assessment
ODIN	Object Data Instance Notation
RM	Reference Model
SQL	Structured Query Language
UML	Unified Modeling Language
VAS	Visual Analogue Scale
VPM	Virtual Patient Model
XML	Extensible Markup Language

1 INTRODUCTION

The term 'eHealth'¹, which encompasses the use of information and communication technologies (ICT) in health care, has become inseparable from the vision of modern health care in future. In the last 15 years, many approaches towards 'making eHealth happen' have been developed and many eHealth projects of various scale and success have been implemented.

For example, an *Electronic Health Record* (EHR²) is an electronic version of a patient's medical history, that is maintained by the provider over time, and may include all the key administrative clinical data relevant to that persons care under a particular provider, including demographics, progress notes, problems, medications, vital signs, past medical history, immunizations, laboratory data and radiology reports. The EHR automates access to information and has the potential to streamline the clinician's workflow. The EHR also can support other care-related activities directly or indirectly through various interfaces, including evidence-based decision support, quality management, and outcomes reporting. However, healthcare data is generally too complicated, flexible, and changeable to capture a universal, comprehensive and stable schema of information, which is the foundation of the entire EHR architecture. Highly-specialized and complex EHR systems cannot acclimate to the evolution of healthcare data requirements, which require EHR systems to embrace a dynamic, state-of-the-art, rapidly evolving information infrastructure [1]. To protect EHR systems from changes in the healthcare domain, openEHR³ has published a series of specifications to guide the development of future-proof EHR systems. Solutions span from information modelling to system architecture, to meet the continually evolving needs of EHR systems.

The exploitation of 'virtual patient models' (VPM) is increasing in healthcare, partly in response to increasing demands on health care professionals but also because they allow opportunity for students to practice in a safe environment [2]. More specifically, a virtual patient (VP) can be defined as "*an interactive computer simulation of real-life clinical scenarios for the purpose of medical training, education, or assessment*" [3]. VP are based on real patient cases and are obtained with the patient's full consent whose identity is never revealed. Simplest VPs allow the users to think about options and decisions they need to make based on some clinical information. The user is then either given feedback or more clinical information depending on the type of VP the user is playing. On the other hand, more complex VPs offer choices (via a decision support system) to the user at different stages for each potential scenario.

1.1 FrailSafe Virtual Patient Model

1.1.1 Main Goals

One of FrailSafe objectives is to generate reliable advanced intervention services and determine the risk of triggering events that would make a person tip from the pre-frail category to the frail one. To do so, we have designed and developed a detailed definition of a personalized virtual patient model composed of older people, static and dynamic, information. Data will be collected by unobtrusively monitoring their everyday life through a variety of embedded and wireless smart indoors and outdoors sensors,

¹ <https://en.wikipedia.org/wiki/EHealth>

² https://en.wikipedia.org/wiki/Electronic_health_record

³ <http://www.openehr.org/>

social interaction, clinical assessment and self-evaluation tests. In other words, this VPM will be the older person's virtual alter ego, reflecting their medical condition.

The model will be personalised, in a sense that the frailty related entities are categorized into data related to the (i) user identification, (ii) summary of the data recorded from the integrated sensors as well as the questionnaire and game analysis, (iii) archived medical data essential to the clinicians such as comorbidities and test results, and finally (iv) a list of parameters that are linked to the recognition of short-term scenarios (for example, loss of balance and orientation as well as fall detection) and long-term events (change of frailty metric).

The VPM coupled with several modules and tools will (i) facilitate the analysis of the collected data and frailty feature extraction, (ii) support the physician in his/her decision process ranging from general health preservation monitoring to critical situation management, (iii) allow an adaptation of the user interfacing of collected data and notification system supporting also phone call center, family and researcher profiles and (iv) provide a personalized feedback to the older person via lifestyle change suggestions, behaviour guidelines and medical intervention strategies (see Figure 1).

Thanks to integrating this personalised VPM into the FrailSafe framework, the potential users, namely older person, family, clinicians and medical researchers, will benefit from a system that gives them an optimal overview of his/her (pre-) frail state and at the same time assesses them to take the right decision with regard to either preventing frailty or potentially reversing its process.

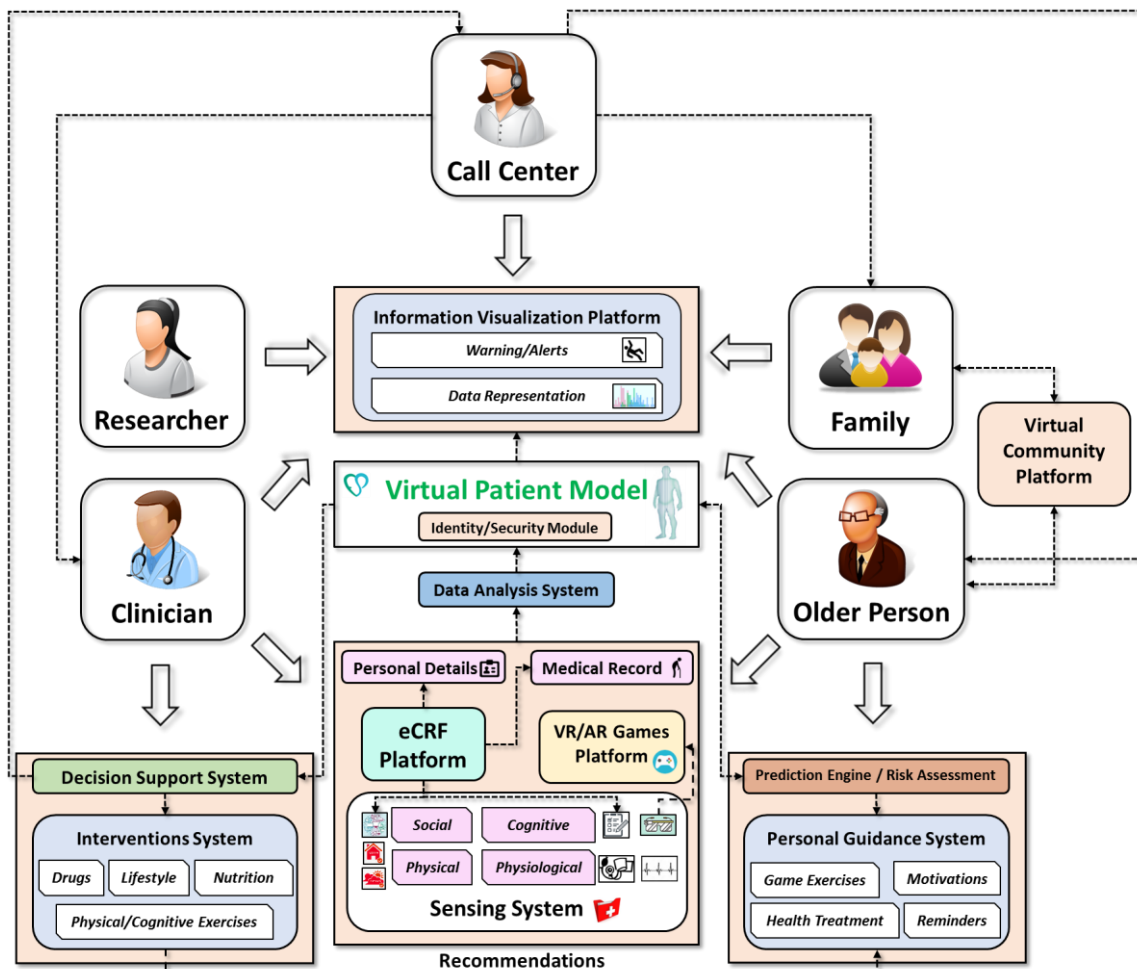


Figure 1. FrailSafe's framework puts the older person profile (VPM) at the core of the system.

1.1.2 Design and development steps

The concept of “*archetype-driven data storage design*”, a two-level modelling approach of information system development, focuses on systems and tools necessary to the computation of complex and constantly evolving health information at a semantic level separating (i) information, domain content models, and terminologies, (ii) responsibilities and (iii) viewpoints. While in the single-level modelling approach, domain concepts that are processed by the EHR system are hard-coded directly into the application and database models, in two-level modelling the semantics of information and knowledge are separated into a small, comprehensible, non-volatile **reference model** (RM), which is used to build information systems and knowledge models; while **archetypes** are used as formalisms and structures to express numerous and volatile domain concepts [4].

The RM represents the general features of health record components, their method of organization, and necessary contextual information to satisfy both the ethical and legal requirements of the health record. The RM encompasses the stable features of the health record by defining the set of classes that composes the blocks which in turn constitute the record. On the other hand, archetypes define entire, coherent informational concepts from the clinical domain. An archetype is a hierarchical combination of components from the RM with available restrictions placed on names, possible data types, default values, cardinality, etc. These structures, although sufficiently stable, may be modified or replaced by others as clinical practice progresses and evolves [5]. Archetypes are deployed at runtime via **templates** that specify particular groups of archetypes to be used for a particular purpose. A template is a specification that creates a tree structure of one or more archetypes, and each constraining instance of various RM types such as composition, section, entry subtypes, etc.

By utilizing a two-level modelling approach for FrailSafe, virtual patient modelling can be built on a stable RM as a general framework, and thus use archetypes as the domain information model to achieve greater flexibility and stability. Furthermore, situations in which the domain concepts are vast in number, have complex relationships, and evolve continuously can efficiently be adopted following this direction. It is important to note that the RM ensures that VPM can always send information to other systems and receive readable information in return, thus ensuring data interoperability. Last but not least, archetypes can be used as the common knowledge repository (see how openEHR system maintains a archetype-based Clinical Knowledge Manager - CKM⁴) to share evolving clinical information that can be processed by the receiving systems, thus enabling semantic interoperability [6].

From an implementation point of view, the responsibilities of specialists from the information technology domain and the healthcare domain are disengaged. Developers focus only on the technical components of VPM system, while specialists develop the structural model based on domain concepts archetypes. This enables domain specialists to directly organize and present healthcare information and interactions, and to control the framework without intervention from the system supplier or re-programming.

To this end, FrailSafe employs an archetype relational mapping (ARM) approach [7] (see Figure 2); capable of efficiently generating relational databases using archetypes and templates and most specifically openEHR ones. First, the data requirements of the VPM system are analysed and organized into archetype-friendly concepts. The openEHR CKM is queried for matching archetypes; when necessary, new archetypes are developed to reflect concepts that are not encompassed by existing archetypes.

⁴ <http://www.openehr.org/ckm/>

Finally, a set of rules is designed to map the archetypes to data tables and provide data persistence based on the relational database.

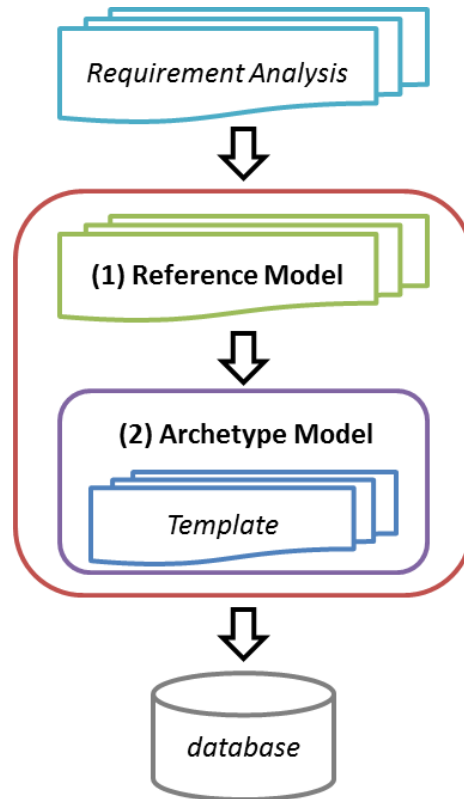


Figure 2. Archetype-driven data storage design. Two-level, reference and archetype, modelling.

1.1.3 Document Structure

To this end, the present document is initially devoted to the presentation of a comprehensive insight of the heterogeneous electronic health records. An analytic description of openEHR model is offered since we believe that this is the best approach available for realising the goals of FrailSafe due to its strategic value to the future development of next generation healthcare technologies (Section 2). After the comparison of the available representation frameworks, we present the entities/concepts of interest to meet the project's requirements (Section **Σφάλμα! Το αρχείο προέλευσης της αναφοράς δεν βρέθηκε.**). Furthermore, we explore the most highly-related existing openEHR archetypes that best-fit the identified parameters. For the rest of the parameters, entirely new archetypes have been designed and created from scratch (Section 0). The generated relational model and the corresponding SQL databases are also analytically discussed. A short description of the technical requirements for is finally presented (Section 5). After the discussion with regard to the VPM constructions steps, conclusions are finally offered (Section 6).

2 PRIOR ART ON ELECTRONIC HEALTH RECORDS

The arrival of computers created new possibilities for storing, retrieving and viewing the information within the medical record, by changing the physical nature of records to an electronic format. Electronic Health Records have undergone a historical development parallel to that of its paper correlate. As technology progressed and personal computers became more prevalent, efforts in development focused on clinical areas and other areas where departmental or complementary tests are performed, but there was no integration between them and therefore each one ended up being an information silo. The importance of integrating the information generated by the various departmental systems made it necessary to connect these systems by means of a common clinical data repository, leading to the creation of component-based clinical information systems. One of the premises of these new systems was to respect the care process, making medical acts the backbone of their information model. From that time onward, the decentralization of healthcare into care networks has given rise to the need to connect multiple systems, beyond the walls of an institution, and thus enable fluid communication of clinical information.

Over the last 20 years many attempts have been made to solve the major problems of health data systems that include (i) *semantic interoperability across and within enterprises as well as between layers of functionality within a system* and (ii) *support of intelligent data computation systems*. Moreover, key realities that contribute to the health computing challenge, that finds standard ICT systems really hard to keep up, are the (i) *massive data richness* and (ii) *high rate of data change* ranging from clinical processes to protocols.

Solution attempts have included many standards and specifications, such as Edifact, HL7v2, DICOM, HL7v3, HL7 CDA, EN/ISO13606, ASTM CCR, SNOMED CT, ICDx, OMG Corbamed and HDTF (RLUS, EIS, CTS2) specifications, and more recently HL7 FHIR. They have also included many implementation technologies, e.g. (free/open) FreeMed, GnuMed, openMRS, Harvard SMART; and of course numerous commercial products and in-house systems. However, none of these are likely to solve the problem on their own, and attempts to connect them together have been far from successful; while the costs of trying to integrate disparate standards as well as systems have far outweighed the benefits. From the perspective of Frailsafe, there are some key realities that are sometimes missed:

- The data inside healthcare provider institutions are the most important asset either as a productive resource or at least as an object of risk management
- A growing amount of data are not all produced inside the institution:
 - lab data come from external lab companies
 - health data come from consumer devices

Despite many specific advances in ICT, and with a few exceptions, the overall experience for healthcare providers procuring both monolithic one size-fits-all systems, and/or numerous best-of-breed systems remains deeply problematic, with the following issues being common:

- Rare support of the data richness actually required by clinicians.
- Several functionality issues from the clinician's point of view.
 - Time-consuming and expensive customisation.
 - Huge ongoing cost for data and workflow integration.
 - Incremental deployment is not practical due to logistical costs.
 - Loss of in-house expertise since everything has to be converted.
- Small changes result at uncontrollable costs and long waits.
- Costs and risks when moving to a new vendor are massive and great.

- Other users typically cannot have free access to either the data or system alone.

2.1 EHR representation formats

Different international organizations are or have worked on the definition of an EHR architecture. Health Level 7 (HL7) maintains a set of international standards for transfer of clinical and administrative data between software applications used by various healthcare providers. These standards focus on the application layer, which is "layer 7" in the OSI model. The Health Informatics Technical Committee (TC251) of the European Committee for Standardization (CEN/TC251) has completed a European Standard for the communication of the EHR, called CEN EN13606 whose reference model (RM) became an ISO standard in February 2008 under the name ISO 13606. Exploiting this ISO, the openEHR consortium maintains an architecture designed to support the constructions of distributed, patient-centered, life-long, shared care health records.

2.1.1 HL7⁵

HL7 International specifies a number of flexible standards, guidelines, and methodologies by which various healthcare systems can communicate with each other. The HL7 standards are produced by the Health Level Seven International, an international standards organization, and are adopted by other standards issuing bodies such as American National Standards Institute and International Organization for Standardization.

Such guidelines or data standards are a set of rules that allow information to be shared and processed in a uniform and consistent manner. These data standards are meant to allow healthcare organizations to easily share clinical information, where the following ones can be considered as the most commonly used and implemented:

- **Version 2.x Messaging Standard**
 - an interoperability specification for health and medical transactions.
- **Version 3 Messaging Standard**
 - an interoperability specification for health and medical transactions.
- **Clinical Document Architecture (CDA)**
 - an exchange model for clinical documents.
- **Structured Product Labeling (SPL)**
 - the published information that accompanies a medicine.
- **Clinical Context Object Workgroup (CCOW)**
 - an interoperability specification for the visual integration of user applications.
- **Fast Healthcare Interoperability Resources (FHIR)**
 - a draft standard for the exchange of resources
- **Arden Syntax**
 - a grammar for representing medical conditions and recommendations as a Medical Logic Module
- **Claims Attachments**
 - a Standard Healthcare Attachment to augment another healthcare transaction

⁵ <http://www.hl7.org/>

- **Functional Specification of HER**
 - a standardized description of health and medical functions sought for or available in such software applications
- **GELLO**
 - a standard expression language used for clinical decision support

2.1.2 openEHR⁶

openEHR is an open standard specification in health informatics that describes the management and storage, retrieval and exchange of health data in electronic health records. In openEHR, all health data for a person is stored in a "one lifetime", vendor-independent, person-centred EHR. The openEHR specifications include an EHR Extract specification but are otherwise not primarily concerned with the exchange of data between EHR-systems as this is the focus of other standards such as EN 13606 and HL7.

The openEHR specifications are maintained by the openEHR Foundation, a not for profit foundation supporting the open research, development, and implementation of openEHR EHRs. The specifications are based on a combination of 15 years of European and Australian research and development into EHRs and new paradigms, including what has become known as the archetype methodology for specification of content.

The openEHR specifications include information and service models for the EHR, demographics, clinical workflow and archetypes. They are designed to be the basis of a medico-legally sound, distributed, versioned EHR infrastructure. More specifically, the architecture of the openEHR specifications as a whole consists of the following key elements:

- reference models;
- archetypes (plus query language);
- service models/APIs.

The use of the first two enable the development of '*archetypes*' and '*templates*', which are formal models of clinical and related content, and constitute a layer of de facto standards of their own, far more numerous than the base specifications on which they are built. The query language enables queries to be built based on the archetypes, rather than physical database schemata, thus decoupling queries from physical persistence details. The service models define access to key back-end services, including the EHR Service and Demographics Service, while a growing set of lightweight REST-based APIs based on archetype paths are used for application access. The openEHR Architecture Overview provides a summary of the architecture and the detailed specifications.

2.1.3 Comparison

The comparative review of the aforementioned standards allows us to understand their similarities and differences and also to examine their potential use in the user modelling procedures. Table 1 illustrates the most important features and drawbacks on each EHR representation, clearly shows the superiority of the openEHR as compared to HL7. To this end, the representation of the FrailSafe virtual patient models will be based on the openEHR architecture. Before proceeding to the requirements and

⁶ <http://www.openehr.org/>

archetypes presentation of the FrailSafe system, in the following subsection we provide a brief overview of the openEHR's two-level modeling architecture.

Table 1: Comparison between OpenEHR and HL7 representation models.

Criteria	OpenEHR	HL7
ISO standardized	✓	✓
Reference Model (RM)	✓	✓
Allowing deviations from RM	✗	✗
Implementation	<i>OpenEHR-based EHR</i>	<i>Messages, CDA, SPL, FHIR</i>
Two level architecture	✓	✓
Data type specification	✓	✓
Support of coding	✓	✓
Terminology systems	<i>SNOMED-CT⁷</i>	<i>Many</i>
Unique code per data element	✓	✓
Unique ID for the clinical model	✓	✓
Assigning keywords in the clinical model	✓	✗
Authorship	✓	✗
Versioning	✓	✓
Purpose	<i>Explicitly stated</i>	<i>Derived from name</i>
Evidence base explicit	✓	✗
Guidance for documentation	✓	✗
Interpretation	✓	✗
Deploy once technology	✓	✓
Available in repository	✓	✗
Language of the content	<i>Multi-language</i>	<i>Multi-language</i>

⁷ <http://www.ihtsdo.org/snomed-ct>

2.2 openEHR Architecture overview⁸

The openEHR approach to modelling information, services and domain knowledge is based on several design principles, described below. The application of these principles lead to a separation of the models of the openEHR architecture, and consequently, a high level of componentization. This leads to better maintainability, extensibility, and flexible deployment.

2.2.1 Ontological Separation

The most basic kind of distinction in any system of models is ontological, i.e. in the levels of abstraction of description of the real world. All models carry some kind of semantic content, but not all semantics are the same, or even of the same category. An information model might specify a logical type Quantity. A content model might define the model of information collected in an ante-natal examination by a physician. These types of "information" are qualitatively different, and need to be developed and maintained separately within the overall model eco-system. Figure 3 illustrates these distinctions, and indicates what parts are built directly into software and databases. By clearly separating the categories - information models, domain content models, and terminologies - the openEHR architecture enables each to have a well-defined, limited scope and clear interfaces. This limits the dependence of each on the other, leading to more maintainable and adaptable systems.

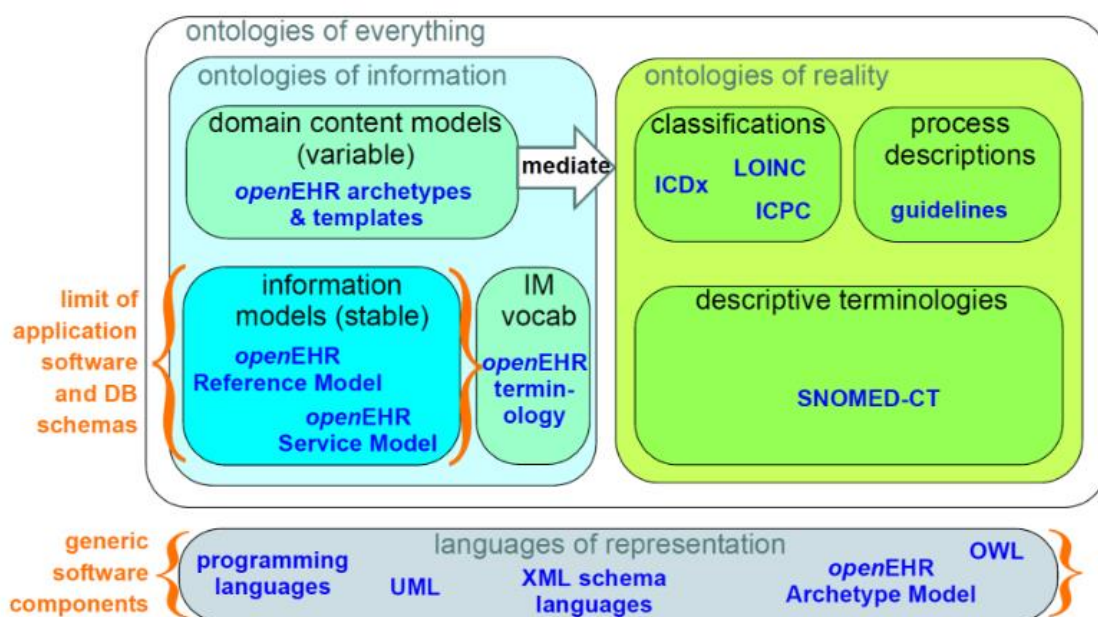


Figure 3: The ontological landscape.

2.2.2 Two-level Modelling

One of the key paradigms on which openEHR is based is known as "two-level" modelling, described in [4]. Under the two-level approach, a stable reference information model constitutes the first level of modelling, while formal definitions of clinical content in the form of archetypes and templates constitute the second. Only the first level (the Reference Model) is implemented in software, significantly reducing the dependency of deployed systems and data on variable content definitions. The only other parts of the model universe implemented in software are highly stable

⁸ http://www.openehr.org/releases/BASE/latest/docs/architecture_overview/architecture_overview.html

languages/models of representation (shown at the bottom of Figure 3). As a consequence, systems have the possibility of being far smaller and more maintainable than single-level systems. They are also inherently self-adapting, since they are built to consume archetypes and templates as they are developed into the future.

Archetypes and templates also act as a well-defined semantic gateway to terminologies, classifications and computerised clinical guidelines. The alternative in the past has been to try to make systems function solely with a combination of hard-wired software and terminology. This approach is flawed, since terminologies don't contain definitions of domain content, but rather facts about the real world. The use of archotyping in openEHR engenders new relationships between information and models. In, "data" as we know it in normal information systems (shown on the bottom left) conforms in the usual way to an object model (top left). Systems engineered in the "classic" way (i.e. all domain semantics are encoded somewhere in the software or database) are limited to this kind of architecture. With the use of two-level modelling, runtime data now conform semantically to archetypes as well as concretely to the reference model.

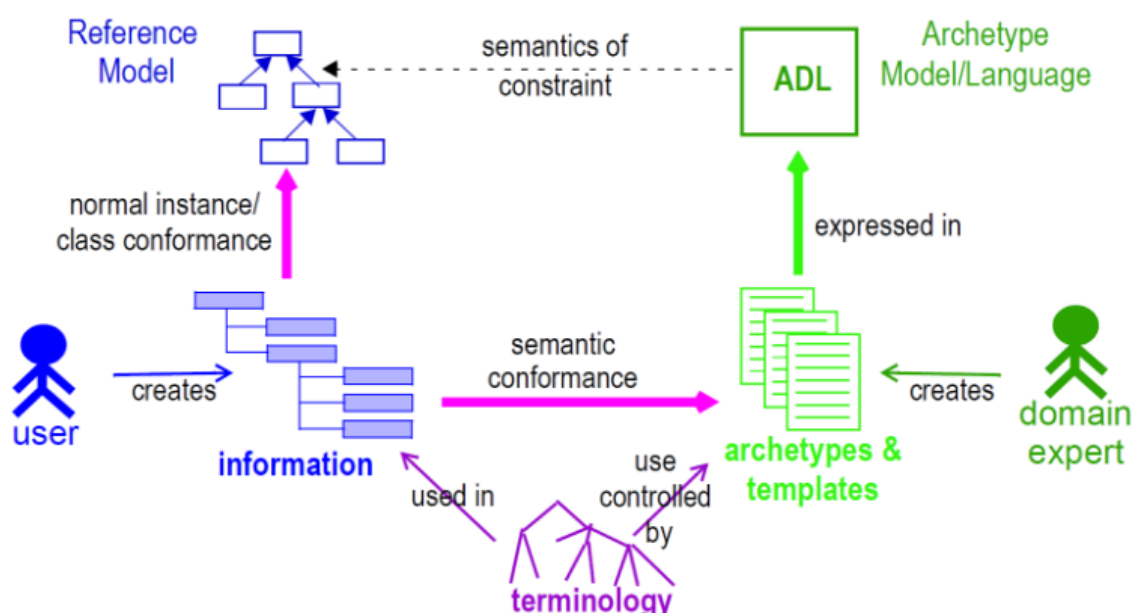


Figure 4: Archetype Meta-architecture.

2.2.3 Archetype Technology Overview⁹

The openEHR Archetype formalism is designed to be independent of any specific information model, product, technical format, or industry vertical. It is designed so that instances of the formalism, known as Archetypes, can be computationally processed into desired output forms corresponding to specific technology environments. This is routinely performed in openEHR tooling environments.

The formalism primarily addresses the expression of models of possible data instance structures, rather than higher level concepts such as workflows, clinical guidelines (which are decision graphs) and so on, although its general approach can be applied to any of these, i.e. the use of a model of 'what can be said' and a formalism or mechanism for constraining possibilities to the meaningful subset.

⁹ <http://www.openehr.org/releases/AM/latest/docs/Overview/Overview.html>

Given the two categories of model described above, the archetype formalism, coupled with orthodox information models (typically object-oriented), results in a way to model information from any domain in three logical layers as follows:

- **Information model**, known as the 'Reference Model' here, which defines the semantics of data;
- **Archetypes**, models defining possible arrangements of data that correspond to logical data points and groups for a domain topic; a collection of archetypes constitutes a library of re-usable domain content definition elements;
- **Templates**, models of content corresponding to use-case specific data sets, constituted from archetype elements.

The separation of archetypes and templates from the information model level can also be visualised in Figure 4. In this scheme, the information model (Reference Model) level is consciously designed to be limited to domain-invariant data elements and structures, such as Quantity, Coded text and various generic containment structures. This enables stable data processing software to be built and deployed independently of the definition of specific domain information entities. As noted earlier, a generic information model enables more or less 'any data' instances, while to achieve 'meaningful data', domain content models (archetypes and templates) are required.

Although in the abstract form, Archetypes are easily understood. On the other hand, a Template is an artefact that enables the content defined in published archetypes to be used for a particular use case or business event. In health this is often a 'health service event' such as a particular kind of encounter between a patient and a provider. While, Archetypes define content on the basis of topic or theme e.g. blood pressure, physical exam, report, independently of particular business events, Templates provide the way of using a particular set of archetypes, choosing a particular (often quite limited) set of nodes from each and then limiting values and/or terminology in a way specific to a particular kind of event, such as 'frail patient admission', and so on. Such events in an ICT environment often have a corresponding screen 'form' (which may have one or more 'pages' or subforms and some workflow logic) associated with them; as a result, an openEHR template is often a direct precursor to a form in the presentation layer of application software. In other words, Templates are the technical means of using archetypes in runtime systems.

Underlying all of this are of course formalisms and tooling - the language and tools of archetypes. The remainder of this section provides further high level description of the Archetype-based model environment, essential for understanding the specifications most relevant to the ongoing FrailSafe development:

- **Archetype Identification**, a normative specification of archetype and template model identification, versioning, referencing and lifecycle.

This specification describes the semantics of Archetype identifiers, which is equivalent to describing the structure of the Archetype-based model space. It also describes aspects of lifecycle management and versioning of Archetypes. The Archetype HRID (Human Readable ID) structure corresponds to the structure of the model space created by the combination of Reference Model and Archetypes, and is shown in the following example (Figure 5). The blue segment openEHR-EHR-COMPOSITION indicates the entity in a reference model space, here, the class COMPOSITION in the package EHR from the openEHR Reference Model. The green part 'medication_order' indicates the domain level entity being modelled - a (record of a) medication order (i.e. part of a typical doctor's prescription). The combination of the RM class space and semantic subspaces defines the logical model space created by the archetype formalism. The last part of the archetype identifier is the version.



Figure 5: Typical Archetype HRID.

- **Archetype Definition Language (ADL)**, a normative abstract syntax for archetypes, templates and terminology binding.

The Archetype Definition Language is a formal abstract syntax for archetypes, and can be used to provide a default serial expression of archetypes. It is the primary document for human understanding of the semantics of archetypes. An archetype is represented computationally as instances of the Archetype Object Model (AOM). The Archetype Definition Language is used as a normative authoring and persistence language, in the same way as a programming language syntax is used to represent programming constructs (which are, it should be remembered not syntax, but the structured outputs of language compilers). In particular, it is designed to be terse and intuitively human readable. Any number of other serializations is available, usually for technical reasons. These include ODIN (Object Data Instance Notation), XML (Extensible Markup Language) and JSON (JavaScript Object Notation) serializations, and may include other representations in the future, such as OWL and OMG XMI, according to the technical needs of emerging development technologies. For the purposes of describing and documenting the Archetype formalism, ADL is generally used.

ADL uses three sub-syntaxes: cADL (constraint form of ADL), ODIN, and a version of first-order predicate logic (FOPL). The cADL and FOPL parts express constraints on data which are instances of an underlying information model, which may be expressed in UML (Unified Modeling Language), relational form, or in a programming language. ADL itself is a very simple 'glue' syntax, which connects blocks of the subordinate syntaxes to form an overall artefact. The cADL syntax is used to express the archetype definition, while the ODIN syntax is used to express data which appears in the language 'description', 'terminology', and 'revision_history' sections of an ADL archetype. The top-level structure of an ADL archetype is shown in Figure 6.

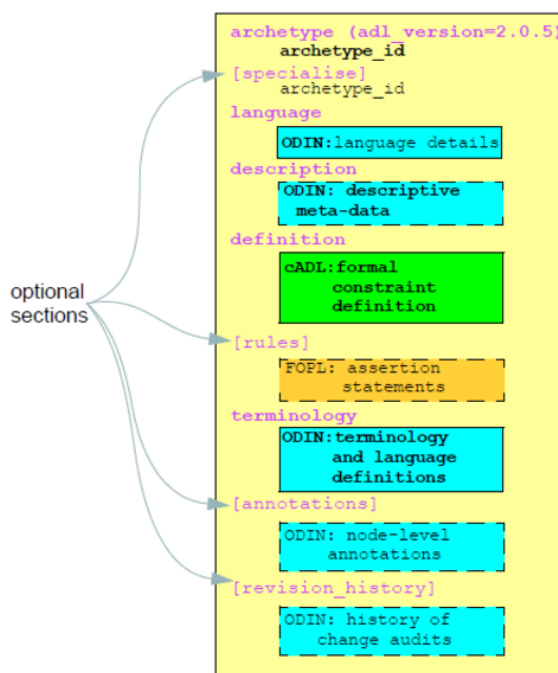


Figure 6: ADL Archetype Structure.

3 REFERENCE/INFORMATION MODEL OVERVIEW

User modeling is the subdivision of human-computer-interaction (HCI) research field which describes the process of building up and modifying a conceptual understanding of the user [7]. The goal of user modeling may be to predict user behaviour, to gain knowledge of a particular user in order to tailor interactions to that user, or to create a database of users that can be accessed by others [8]. In general, user modelling can be seen as a broad mixture of many disciplines including the interaction of the user with interfaces and devices as well as the analysis of user tasks and user characteristics (sensory, physical and cognitive abilities, psychological and behavioural). The notion of user profiling has been introduced to record the user context and personalize applications to be tailored to the user needs.

Throughout the years, extensive research has been conducted and introduced in the literature by exploiting the field of ontology design [9]. In [10], an ontology-based context model as well as a related context management system providing a configurable and extensible service-oriented framework to ease the development of applications for monitoring and handling patient chronic conditions are described. The context model and context management system provide configurable and extensible services for: (i) acquiring data from heterogeneous context sources (e. g., biomedical and environmental sensors); (ii) representing knowledge about patient's situation by means of ontology-based formalisms; (iii) reasoning over knowledge using rule-based and ontology-based engines; and (iv) applying reasoning techniques in order to specify personalized health-care plans. Authors define five general categories for context items: location, physical data, activity, instrumental, and social context. Authors in [11] introduce ontology for the care of chronically ill patients and implement two personalization processes and a decision support tool. Concretely, the first personalization process adapts the contents of the ontology to the particularities observed in the health-care record of a given concrete patient, thus automatically providing a personalized ontology containing only the clinical information that is relevant for health-care professionals to manage that patient. On the other hand, the second personalization process uses the personalized ontology of a patient to automatically transform intervention plans describing health-care general treatments into individual intervention plans. The OpenEHR initiative emphasizes the sharing of flexible specifications of healthcare information pieces in the form of archetypes. However, the OpenEHR ADL language does not provide support for rules and inference which are important pieces of clinical knowledge. Thus, authors in [12] present an approach for converting ADL definitions to OWL and then attach rules to the semantic version of the archetypes. They aim at reusing knowledge expressed in the form of rules which is also flexible and follows the same philosophy of sharing archetypes. In [13], a multiagent architecture in which users and environments are represented by agents that negotiate tasks execution and generate results according to user in context features is introduced. Authors implemented a context-aware To-Do-List application that reminds tasks to the user by considering the situational context and also the ability to perform tasks, entirely or in part, on the user behalf is added.

Requirements analysis in systems engineering and software engineering, encompasses those tasks that go into determining the needs or conditions to meet for a new or altered product or project, taking account of the possibly conflicting requirements of the various stakeholders, analysing, documenting, validating and managing software or system requirements [5]. Requirements analysis is critical to the success or failure of a systems or software project [6]. The requirements should be documented, actionable, measurable, testable, traceable, related to identified business needs or opportunities, and defined to a level of detail sufficient for system design. Conceptually, requirements analysis includes three types of activities:

1. **Gathering requirements:** The practice of collecting the requirements of a system from users, customers and other stakeholders.
2. **Analyzing requirements:** Determining whether the stated requirements are clear, complete, consistent and unambiguous, and resolving any apparent conflicts.
3. **Recording requirements:** Requirements may be documented in various forms, usually including a summary list and may include natural-language documents, use cases, user stories, or process specifications.

In this section we will initially describe the different entities/concept of interests (e.g., system users, data sources, devices, software modules) that should be exploited in order to design and develop a detailed definition of the model representation format (see Section 0) that will be adopted from older people within the FrailSafe project.

FrailSafe aims to better understand frailty and its relation to co-morbidities; to identify quantitative and qualitative measures of frailty through advanced data mining approaches on multi-parametric data and use them to predict short and long-term outcome and risk of frailty; to develop real life sensing in physical, cognitive, psychological, social domains; to provide intervention solutions offering physiological reserve, pharmaceutical treatment and external challenges via personal guidelines, real-time feedback, AR serious games; to create “prevent-frailty” evidence-based recommendations for the older people; to strengthen the motor, cognitive, and other “anti-frailty” activities through the delivery of personalised treatment programmes, monitoring alerts (final FS product, after M36), guidance and education; and to achieve all with a safe, unobtrusive and acceptable system that consists of a virtual patient model sensitive to several dynamic parameters (see Figure 1).

3.1 Requirements and Model Analysis of final FrailSafe framework

In FrailSafe, we have identified a number of the end-users that will benefit from the outcomes of the final system and can be divided into four groups (for more details see D1.2), namely

- **Older people**
- **Families of older people**
- **Clinician healthcare professionals**
- **Clinician researchers**
- **Phone call center**

Different user access roles with separate authorizations to each part of the Frailsafe system have been identified allowing variable sectors activation to limited user groups ensuring safety to sensitive personal information.

FrailSafe can be divided into several distinct modules (for more details with respect to data flow between them as well as identity and security issues, we refer readers to deliverable D1.3):

- **eCRF platform**

An electronic Case Report Form (eCRF) is designed to store the participant’s personal information including his/her clinical history as well as to collect clinical measurements during home trials. Data information to be saved consists of the participant filling (i) some questionnaires relating to different contents (Cognitive Evaluation, Nutritional Assessment, written text, sketch etc.) or uploading file created by specialized medical devices (FORA).

- **Sensing System**

A mechanism that represents the variety of novel sensing mechanisms including body-worn and ambient sensors for monitoring a multitude of physiological, physical, cognitive and behavioural parameters of older people in an unobtrusive manner both indoors and outdoors (for more details see deliverable D3.1).

- **Data Analysis System**

This module consists of the (i) Offline Analysis, that will serve as the central storage and organization of the multi-parametric data as well is responsible for the data processing and frail-related knowledge discovery; and on the other hand, (ii) Online analysis will concentrate on the final monitoring system aiming to cover specific situations during day time normal activity of the patient both indoors and outdoors (for more details see deliverables D4.1 and D4.2).

- **Risk Assessment Module**

This module is responsible for evaluating short-term and long-term event recognition of frailty events. This way several, critical clinical parameters could be predicted, both in short-term scenarios such as predict falls, loss of orientation and balance, as well as in long-term scenarios like predict frailty level change (for more details see deliverable D4.5).

- **Personal Guidance System**

A module that embeds personalized guidelines outputted from VPM-based trained mechanism (Prediction Engine) as well as the clinician's suggestions and recommendations to achieve early medical assessment combined with personal motivation and adjustment to frailty changes.

- **Interventions System**

An (semi-)automatic model with advanced decision making capabilities (Decision Support System) that supports the healthcare professionals by assisting the diagnosis and by suggesting a number of potential pharmaceutical strategies (drug & dose selection) and non-pharmaceutical intervention solutions (guidelines, feedback, serious games).

- **Information Visualization Platform**

The module provides all necessary means for the direct and intuitive visualization of all monitoring parameters. The aim is to provide knowledge to users in an optimal way via information (warnings, alerts), processes, experiences. Different front-ends targeting the different end-user groups of FrailSafe will be implemented (for more details see deliverable D5.4).

- **Virtual Community Platform**

The objective of this component is to offer social media patient support community for caregivers, older people, and their families supporting interactions among peers having similar health issues, exchange disease and health related information as well as the promotion of positive health-related activities (fitness, daily habits), education and training whenever required (for more details see deliverable D6.1).

- **Identity and Security Module**

The aim of this component is to control the accesses to the system resources, this means for example to avoid that unauthorized individuals have access to the system or an authorized user requests a forbidden resource for own specific role.

Figure 1 illustrates an analytic schematic representation of the data flows between the VPM and the rest components as well as shows how each actor interacts in high level with the each submodule. Observe that VPM information cannot be directly accessed by any user group. This can happen indirectly via the specialized graphical user interfaces (GUI) implemented for each module. More specifically,

- **Older people** will be able to (i) overview the clinical status of his/her health condition (Information Visualization Platform) and to (ii) have access to interactive preventive rehabilitation information (Personal Guidance System) based on their frailty risk factor (Risk Assessment Module). A combination of new and existing sensing mechanisms (unobtrusive body-worn and ambient sensors) will be explored to continuously monitoring of a multitude of physiological, physical, behavioural and lifestyle (social) data of older subjects (Sensing System). Social interaction between frail-oriented older people for feedback and education is also an option (Virtual Community Platform).
- **Families** will be able to (i) receive notifications in case of emergency situations as well as to (ii) remote monitoring the health condition of the older person via intuitive, but restrictive, data visualizations (Information Visualization Platform).
- **Researchers** will be able to conduct analysis and experimentation by accessing to the dataset collected as part of this study without compromising privacy issues (Information Visualization Platform).
- **Clinicians** will be responsible for (i) the medical monitoring of the older people (Information Visualization Platform) as well as (ii) the delivery of personalised treatment programmes (Interventions System) through advanced intervention solutions designed to delay, arrest or even reverse the transition to frailty. Optimal planning of the intervention strategies will be delivered in a self-management manner or automated (Decision Support System).
- **Phone call centers** will be responsible to check for intervention compliance and to give support to users when a risk is identified (Information Visualization Platform). Moreover, patient retention and satisfaction and operational efficiencies improvement can also be a potential role of this user group.

Considering completeness, a detailed summary of the user modeling and requirements analysis as well as the architecture and system specifications that the FrailSafe system should fulfill and follow can found in Deliverables D1.2 and D1.3, respectively.

3.2 FrailSafe Virtual Patient Model Representation

A list of requirements that covers the objectives of the Frailsafe project and describes the basic characteristics of the corresponding virtual patient model representation scheme is analytically presented. Figure 7 illustrates a multilevel schematic representation of these entities. These are divided into five (5) main classes which are further separated into subcategories and so on:

1. **Personal details:** This category should include all the requirements which are related to the patient's personal information. It can be divided into three subcategories:
 - a. **Identification details:** This subclass involves all the requirements which are related to the identification of the older people, such as their name.
 - b. **Demographics details:** This subclass involves all the requirements concerning their demographic information, such as gender and age.

- c. **Contact details:** This category should be focused on the requirements related to the documentation of contact details of the older people.
2. **Health record:** This category should describe the systematic documentation of a patient's health summary, family history and care across time.
3. **Monitoting parameters:** This category should include the representation of the collected data from the sensing devices, questionnaires and games which are captured by the patients in their living environment. More specifically, this category can be further separated into the following subcategories:
 - a. **Physiology related data:** This subclass focuses on the requirements concerning physiological measurements such as heart rate or respiratory rate.
 - b. **Physical related data:** This subclass contains the requirements related to physical measurements such as motor and strength condition.
 - c. **Psychological related data:** This subclass contains the requirements related to psychological measurements such as depression and anxiety.
 - d. **Social related data:** This subclass focuses on the requirements concerning the social interaction and behavioural parameters such as social media.
 - e. **Cognitive related data:** This subclass contains the requirements related to cognitive measurements such as progress in VR/AR games and deficiencies in electronic written text.
 - f. **Lifestyle data:** This subclass is related to requirements concerning parameters that allow the understanding of the patients' lifestyle such as diet habits and indoor/outdoor activity levels.
4. **Clinician Input:** This category should include all the information that is provided by the doctors such as details about patient's co-morbidities or their prescriptions. This information is more based on doctors' opinion rather than the use of medical devices. More specifically, this category can be further separated into:
 - a. **Diagnosis:** This category should include requirements for the representation of the clinical diagnosis that the doctors made. Thus should involve any parameter that is necessary for the quantitative definition of a frailty metric.
 - b. **Interventions:** This category includes the requirements for the documentation of care plans, medicines as well as life-style and game recommendations offered by the clinicians for their patients.
5. **Events:** This category should include the different events responsible for notifying/alerting the clinician, older people and his closest family members in case of emergency. NB: alerts will be functional in the final FrailSafe product after month 36.
6.
 - a. **short-term alerts:** This category includes the requirements regarding sudden change events such as instability prediction and fall detection.
 - b. **long-term notifications:** This category includes the requirements regarding long-range change events such as frailty state transition.

This list of data can be classified, according to the sampling frequency they are collected, into two categories: **static** (or offline) and **dynamic** (continuous or fixed sampling). In the former class, general information related to the patient identification,

demographic information and contact details is mainly included. Current version of patient's health record can also be part of this class. In the contrary, apart from the recorded sensor measurements which might have significant predictive value for frailty, the data essential to the clinical expert for performing diagnosis and interventions is also included in dynamic entities category.

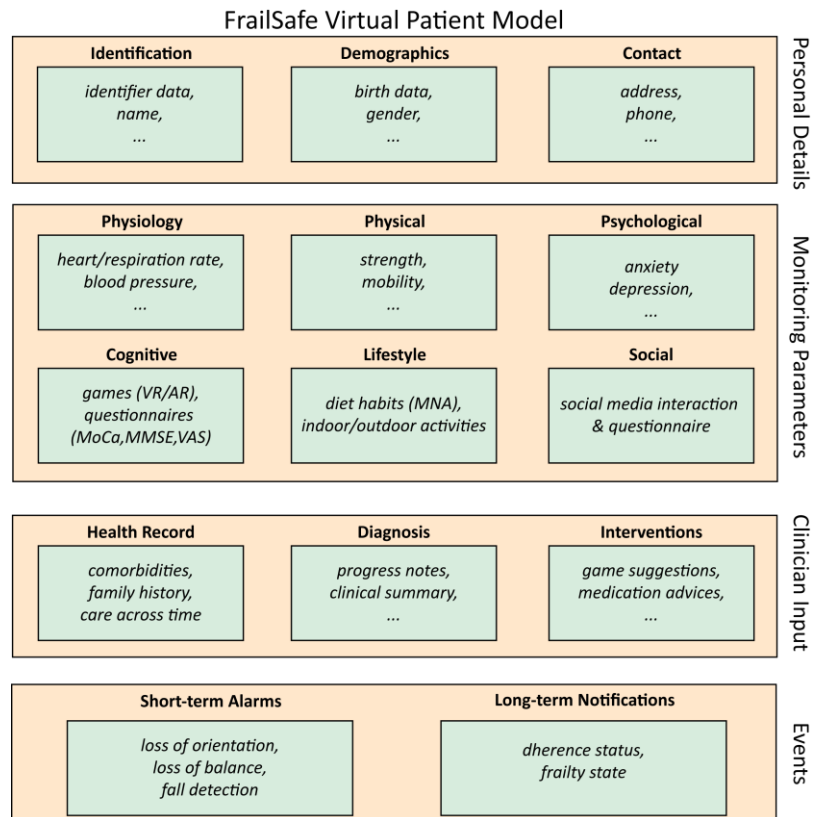


Figure 7: Overview of the core entities that will be included in the FrailSafe virtual patient model.

In order to formulate and standardize the collection of potential requirements within the Frailsafe project and towards the definition of the foreseen virtual modelling framework the *Volere Requirements Specification*¹⁰ method was adapted. Each use case (see D1.2) represents something that you want the framework to do, so it has a number of associated functional requirements. The framework use case also has a number of non-functional requirements and a number of constraints. The Frailsafe specification template (a modification of *Volere Snow Card*) is a guide to the knowledge that you need to gather in order to specify the requirements for a product. The product is often a piece of software, but it could also be a piece of hardware, a consumer product, a set of procedures or anything else that is the focus of Frailsafe system. The template acts as a checklist of the requirements knowledge with which VPM need to be concerned. Each of the gathered requirements whether they are functional, non-functional or constraint have multiple attributes. One attribute is the unique identifier for the requirement. Another is a connection to each of the product use cases that has this requirement. The description, rationale and fit criterion together specify the meaning of the requirement and make it measurable and testable.

¹⁰ <http://www.volere.co.uk/template.htm>

Table 2: Naming and notation of Frailsafe requirements regarding VPM.

Requirements	Notation	Requirements	Notation
General information	GEN-RE	Questionnaire measurements	QUE-RE
User identification	ID-RE	Frailty indicators	IND-RE
User demographic details	DEM-RE	Clinician input representation	CLI-RE
User contact details	COM-RE	Events representation	EVE-RE
Sensor measurements	SM-RE		

Requirements to be addressed for the general VPM representation

ID	GEN-Re01
Name	Representation of Text
Description	VPM should allow the representation of text in different languages
Rationale	A variety of inputs by patients and doctors are collected in the form of open text, and therefore the patient model should be able to include such type of data
Fit Criterion	Ability to define a parameter of text format for all FrailSafe users
Proposed Solution	VPM will allow the representation of text as well as scalar and discrete types of information
Priority	High
Conflicts/Relations	No conflicts currently identified
Author	CERTH
Revision	Initial Version V1.0
ID	GEN-Re02
Name	Representation of Scalar Mutli-dimensional Values
Description	VPM should allow the representation of scalar values of single and multiple dimension
Rationale	VPM will mainly comprise from numerical data of single or multiple dimensions. This data may represent clinical assessments, monitoring conditions, activity levels, alerts, suggestions or any other parameter foreseen in the framework of the project.
Fit Criterion	Ability to define a two-dimensional parameter for all FrailSafe users
Proposed Solution	VPM will allow the representation of scalar values of multiple dimensions when their size is fixed. For the case where multidimensional matrices of unknown dimensions are needed to be represented, the data should be represented and stored as text (e.g. JSON format) or as a separate file.
Priority	High
Conflicts/Relations	No conflicts currently identified
Author	CERTH
Revision	Initial Version V1.0

3.2.1 Requirements for the Personal Details class

This class should contain three subclasses which are related to patients' personal information and will be collected by the eCRF platform:

1. Identification information

ID	ID-Re01
Name	Creation of a unique system ID

Description	VPM should be based on a unique ID that will be generated for each user
Rationale	The unique ID of users will be the basis for the discrimination between them
Fit Criterion	An automatically generated unique ID is assigned to every new user of the system
Proposed Solution	A unique ID is generated for each user.
Priority	High
Conflicts/Relations	No conflicts currently identified
Author	CERTH
Revision	Initial Version V1.0
ID	ID-Re02
Name	Anonymization of virtual patient model
Description	VPM should allow the exclusion of nulling of all identification information
Rationale	This requirement will allow the creation of a repository of open data that can be used by the research community for the study of frailty.
Fit Criterion	An anonymized model should be compatible with all system components and allow the processing by all modules of FrailSafe system
Proposed Solution	The user identifying information are stored in separate entities and not within the main modelling framework
Priority	High
Conflicts/Relations	No conflicts currently identified
Author	CERTH
Revision	Initial Version V1.0
ID	ID-Re03
Name	User authentication & authorization of virtual patient model
Description	VPM should avoid unauthorized individuals have access to the system or an authorized user requests a forbidden resource for own specific role.
Rationale	Authorization is mandatory for specifying access rights to resources related to information security and to access control for the different end users.
Fit Criterion	A unique generated password must be generated of every new user of the system
Proposed Solution	Identity and security module (not part of the actual VPM) will control the accesses to the patient data information.
Priority	High
Conflicts/Relations	No conflicts currently identified
Author	CERTH
Revision	Initial Version V1.0

Following requirements 'ID-Re01-03', we have chosen to hold these identification parameters:

- ID number

A 4-digit index number, having the first referred to the site (1 = Patras, 2 = Cyprus, 3 = Nancy, 9 = External) and the other digits free.

- Name

First and Family names.

- Identification (Passport)

A (travel) document, usually issued by a country's government, that certifies the identity and nationality of its holder.

- Password

A string of at least 6 characters long which can contain letters, numbers or symbols without restrictions.

2. Demographics details

ID	DEM-Re01
Name	Inclusion of important demographics information to the VPM
Description	VPM should include an extendable list of demographic information
Rationale	The collected demographic data can be used for the personalization of FrailSafe functionalities. Some examples include the use of age and gender for the understanding of clinical status of patients. The educational level can reveal important parameters of medication adherence. The occupation may reveal important conclusions regarding the frailty risks in the different environments. Language and ethnicity will allow the customization of user interfaces
Fit Criterion	VPM allows the representation of demographic information.
Proposed Solution	Demographic data are represented under the virtual patient record including but not confined to: Year of birth, Gender, Educational level, Main occupation, Language.
Priority	High
Conflicts/Relations	No conflicts currently identified
Author	CERTH
Revision	Initial Version V1.0

Following requirement 'DEM-Re01', we have chosen to hold these demographic parameters:

- Year of birth

A 4-digit number.

- Gender

Male or Female.

- Country of birth

A string of at least 20 characters long.

- Years of education

A 4-digit number.

- Profession

The main profession during his/her life, can be 'Housewife', 'Agricultural worker', 'Worker', 'Craftsman-merchant', 'Intermediary professional', 'Employee', 'Executive employee and intellectual professional'.

3. Communication parameters

ID	CONT-Re01
Name	Multiple contact details
Description	VPM should allow the definition of more than one contact details for one system user
Rationale	Older people can be contacted in different phone numbers or addresses (e.g. home or work). The system should allow the definition of such multiple contact details for all users
Fit Criterion	A user can define any number of details for a specific type communication, e.g. phone number, email

	address
Proposed Solution	The separation of contact details in separate matrices allows the definition of more than one record for each type of contact. The email address was chosen to be unique for each user and define his/her username for the login process.
Priority	Low
Conflicts/Relations	No conflicts currently identified
Author	CERTH
Revision	Initial Version V1.0

Following requirement 'CONT-Re01', we have chosen to hold these communication parameters:

- Phone number

A 10-digit number.

- Email address

A string of at least 20 characters long which must contain one '@' symbol.

3.2.2 Requirements for the Monitoring Parameters class

ID	SM-Re01
Name	Representation of sensor measurements from continuously monitoring devices.
Description	In the case when patients are using a sensor such a modern health wearables the collected measurements should be compatible with the data structures of the FrailSafe framework
Rationale	A fundamental component of the project is the collection of measurements in the everyday life of patients to support the better management of frailty
Fit Criterion	The data collected by the collection of exploited sensors can be stored in the record of the respective older person. VPM should cover a variety of parameters related to frailty condition.
Proposed Solution	A separate archetype will be explored for each sensor measurement. Available OpenEHR archetypes can be used for the common types of monitoring. New types of archetypes will be created to cover the rest ones.
Priority	High
Conflicts/Relations	No conflicts currently identified
Author	CERTH
Revision	Initial Version V1.0
ID	QUE-Re01
Name	Representation of responses to Questionnaire
Description	VPM should allow the representation of questionnaire responses.
Rationale	Questionnaires are an important tool for the assessment of the clinical condition of patients as well as other types of parameters such as lifestyle and cognitive level.
Fit Criterion	Questionnaires can be integrated to the FrailSafe model representation framework.
Proposed Solution	The combination of text and discrete scalar values can cover the representation of questionnaires
Priority	High
Conflicts/Relations	No conflicts currently identified
Author	CERTH
Revision	Initial Version V1.0
ID	IND-Re01
Name	Representation of frailty indicators
Description	VPM scheme should be able to include informative attributes that are strongly correlated with frailty condition worsening situations

Rationale	The evaluation of hidden correlations between different clinical, behavioral, physiological, and other parameters and frailty episodes is a crucial component of the FrailSafe objectives
Fit Criterion	Indicators of the frailty state should be represented in the VPM.
Proposed Solution	New types of archetypes will be created to cover the frailty indicators and to allow automatic assessed by the prediction information processing engine module
Priority	High
Conflicts/Relations	No conflicts currently identified
Author	CERTH
Revision	Initial Version V1.0

The sensing and clinical measurements that have been selected, which all are of essential value for this project, can be divided into five subcategories:

1. Physiology related parameters

- Heart rate
- Respiration signal/rate
- Electrocardiogram (ECG)
- Blood pressure
- Arterial stiffness
- Body weight

2. Physical related parameters

- Posture
- Strength
- Mobility Activity

3. Psychological related parameters

- Anxiety
- Depression

4. Social related parameters

- Social media interaction
- Social media questionnaire

5. Cognitive related parameters

- Games progress
- Questionnaires
 - Montreal Cognitive Assessment (MoCa)
 - Mini Mental State Examination (MMSE)
 - Big 5 Questionnaire (Big-5)
 - Geriatric Depression Scale (GDS-15)
 - Visual Analogue Scale (VAS)
- Lifestyle parameters
 - Diet Habits (Mini Nutritional Assessment)
 - Indoor/Outdoor Activities (IADL Index Scales)

6. Frailty metric

- Fried Frailty Index Questionnaire

To provide more timely and accurately prediction of potential upcoming dangerous events in real-time, online management, fusion and analysis of a reduced monitoring subgroup is necessary (see deliverable D4.2). The rest measurements aim to cover specific situations during day time normal activity of the patient both indoors and

outdoors (see deliverable D4.1). To this end, the latter list can be classified, according to the sampling collection rate into (also see Table 2):

- **Real-time measurements:**
 - Heart rate
 - Respiration rate
 - Mobility Activity
 - Instability/Falls
- **Daily/weekly measurements:**
 - Blood pressure
 - Arterial stiffness
 - Body weight
 - Strength (via games)
 - Cognitive state (games, questionnaires)
 - Psychological state (natural language analysis)
 - Social interaction (social media)
 - Adherence (nutrition, medical instruction)
 - Indoor/Outdoor Activities

➤ Pre-processed output for statistical analysis

The system will be able to integrate the results of the different sensors, questionnaire and self-reports as depicted in Table 3 (combination of all the acquired data) in order to provide the user with the appropriate feedbacks, incentives, and actions. The data analysis processing unit (see Figure 1) will use as input all the aforementioned parameters. From the information processing perspective, these parameters can be categorized into Time Series and Questionnaire datasets.

Questionnaire datasets consist of a set of items/questions as attributes and a set of answers in Likert scale (say, from 1 to 5) from multiple individuals as subjects. A trivial way to extract subject scores from questionnaire data is row-wise addition or weighted averaging. That way, a single attribute is extracted from the questionnaire data, that is the sum or average of the subject responses.

Regarding time series data, one has to extract characteristic measurements of the time series subjects, in order to perform meta-analysis, such as clustering or classification. New techniques for data reduction and summarization of the streaming sensor data exploring meaningful measuring units for frailty have been designed as shown in Table 3 and will be combined in informatics tools for data preparation and organization. We intend to perform the trivial and more sophisticated statistical calculations attempting to generate from time series subjects the following global characteristic measurements: *mean and standard deviation*.

Concerning natural language analysis, the development of LingTester component will be able to detect signs of mental frailty and personality trait shifts by linguistic processing of a person's electronic written messages (see deliverable D4.5).

Data mining techniques combined with Hidden Markov Models (HMMs) will be exploited to predict falls, loss of orientation and balance risk events (see Risk Assessment Module see deliverable D4.7).

Table 3: Detailed measurement performed in Frailsafe system.

Measurements	High level data	Frequency
--------------	-----------------	-----------

Heart Rate	<ul style="list-style-type: none"> • Mean value when sitting • Mean value when sleeping • Mean value when walking • Mean value when lying • Mean value when walking upstairs and downstairs 	for each day - sampling every 5sec (250 Hz)
Respiration Rate	<ul style="list-style-type: none"> • Mean value when sitting • Mean value when sleeping • Mean value when walking • Mean value when lying • Mean value when walking upstairs and downstairs 	for each day - sampling every 15sec (25 Hz)
Walking	<ul style="list-style-type: none"> • Number of steps • Number of walking activity initiation • Mean duration of the walking activity 	for each day sampling (25 Hz)
Posture	<ul style="list-style-type: none"> • Mean time spent standing/day • Mean time spent sitting/day • Mean time spent lying/day 	for each day
Instability/Falls	<ul style="list-style-type: none"> • Falls rate • Almost/failed falls rate • Places where falls/almost falls happen (indoors/outdoors) - what type of activity performed • Fall consequences • Physiological state of the subject one minute before • Number of fear of fall instances 	for each block
Strength	<ul style="list-style-type: none"> • Mean max strength value 	for each block
Blood Pressure	<ul style="list-style-type: none"> • Mean value when sitting • Mean value when standing 	for each day sampling (3 times)
Arterial Stiffness	<ul style="list-style-type: none"> • Stiffness values over time 	for each day
Game Analysis	<ul style="list-style-type: none"> • Played the game? • Number of times/block • Success rate • Mean reaction time • Mean Duration • Mean Time of pauses • Number of pauses/block • Events triggered • Concentration index 	for each block
Social Interaction	<ul style="list-style-type: none"> • Mean number of phone calls • Mean time spent on phone • Mean time spent on Skype • Mean number of text messages • Mean number of minutes in social media (FB, Twitter, Instagram) 	for each block

Adherence	<ul style="list-style-type: none"> Percentage of times followed the doctor's instructions Number of meals/day (nutrition) 	for each day
Indoor Activities	<ul style="list-style-type: none"> Mean time spent sitting in the living room Mean time spent lying in bed Mean time spent in the restroom Mean time spent walking inside Mean time spent with friends Mean time spent using tablet/pc 	for each day
Outdoor Activities	<ul style="list-style-type: none"> Mean time spent walking outside Mean time spent driving car Mean time spent riding bike Mean time spent carrying things (e.g. shopping bags) 	for each day
Natural Language Analysis	<ul style="list-style-type: none"> Anxiety detection Depression detection 	for each block
Weight	<ul style="list-style-type: none"> Weight BMI 	for each block

Table 4: Mapping of the monitoring parameters and devices.

Parameter	Sensor/device	Questionnaire
Weight	FORA bio-impedence scale	-
Blood Pressure	FORA blood pressure monitor	
Arterial stiffness	Mobilograph	
Strength	Hoggan dynamometer	
Electrocardiogram (ECG)	Wearable WBan System	
Heart rate		
Respiration Signal/Rate		
Posture		
Mobility Activity		
Instability/Falls	IMUs, Smartphone	
Indoor Activities	Estimote™ iBeacon	IADL Index Scales
Outdoor Activities	Smartphone	
Games Analysis	PC, Tablet and AR glasses	-
Social Interaction	Smartphone	Social media
Natural Language Analysis	eCRF, email	Big-5
Cognitive Evaluation	Games	MoCa, MMSE, GDS-15, VAS, MNA
Frailty Evaluation	-	Fried Frailty Index

3.2.3 Requirements for the Clinician Input class

ID	CLI-Re01
Name	Representation of doctor assessments
Description	Clinician should be able to add to the record of their patients, their assessments for any type of parameter and indicate the methodology for this measurement (e.g. device used, procedure followed etc.)
Rationale	The assessments of clinicians should be distinct and separated from their diagnosis, prescriptions and interventions
Fit Criterion	A clinician can add a clinical assessment (e.g measurement of body scale) in the record of one patient
Proposed Solution	Available OpenEHR archetypes can be used for the common types of assessments. For less common exams custom archetypes and the respective data structures can be created.
Priority	High
Conflicts/Relations	No conflicts currently identified
Author	CERTH
Revision	Initial Version V1.0
ID	CLI-Re02
Name	General field of doctor inputs not related to diagnosis or prescriptions

Description	VPM should allow the creation of custom types of doctor inputs based on their needs.
Rationale	Clinical practice is highly complicated and dynamic. Therefore, clinicians should be able to create document their inputs for types of parameters that are not covered by the current form of the modelling framework
Fit Criterion	Doctors can create a custom record by defining its title and text content
Proposed Solution	New archetypes of data can be created and integrated with the main modelling structure of the database for this purpose
Priority	Low
Conflicts/Relations	No conflicts currently identified
Author	CERTH
Revision	Initial Version V1.0
ID	CLI-Re03
Name	Compatibility with terminology standards
Description	The clinician should be able to select a type of diagnosis based on standardized terminology
Rationale	The collection of diagnosis should be comparable and use of different terminology by different doctors should be avoided for the better function of the system
Fit Criterion	A clinician cannot diagnose a condition that is not included in standardized terminology
Proposed Solution	An archetype can be created for the expression of diagnosis that will get values from standardized clinical terminology
Priority	Low
Conflicts/Relations	No conflicts currently identified
Author	CERTH
Revision	Initial Version V1.0
ID	CLI-Re04
Name	Documentation of frailty related interventions (prescriptions and action plans)
Description	VPM should be able to include pharmaceutical prescriptions (type of medication and dosage) and non- pharmaceutical suggestions (e.g. games exercises)
Rationale	Interventions are a crucial component of the medical record of a patient and as such should be included in the patient modelling framework.
Fit Criterion	Clinicians should have the capability to document their prescription in the FrailSafe system
Proposed Solution	Archetypes can be created for the expression of interventions based on accurate medication naming and scalar representation of dosage for medical prescriptions as well as physical and cognitive action instructions.
Priority	High
Conflicts/Relations	No conflicts currently identified
Author	CERTH
Revision	Initial Version V1.0

The ***Clinician Input*** class can be separated into

- Health Record which represents medical history as well as ongoing clinical assessments.
- Diagnosis which are related to patient notes and the doctor's opinion that should be compatible with terminology standards.
- Interventions which are about doctor's instructions, action and lifestyle plans.

3.2.4 Requirements for the Events class

ID	EVE-Re01
Name	Representation of events
Description	VPM should be able to include short-term alerts & long-term notifications to inform about adverse events. The system should support the following types of events: Falls, Loss of balance, Loss of orientation, Heart or respiration problems, medical adherence and frail state modifications. Alerts refer to the final Frailsafe product (after M36) and not to the developing platform while the project is ongoing (Figure 8).
Rationale	It is important for customer service, family, clinicians to know as soon as possible when an adverse event happens to act according to each situation immediately.
Fit Criterion	Clinicians should have the capability to check for frailty-related events in the FrailSafe system
Proposed Solution	Archetypes can be created for the expression of the specific events based on accurate naming and scalar representation of them per situation.
Priority	High
Conflicts/Relations	No conflicts currently identified
Author	CERTH
Revision	Initial Version V1.0

This entity is responsible for recognition of several frailty events:

- short-term that includes falls, loss of orientation, loss of balance and heart/respiration problems
- long-term that includes change of frailty status and medical adherence progress.

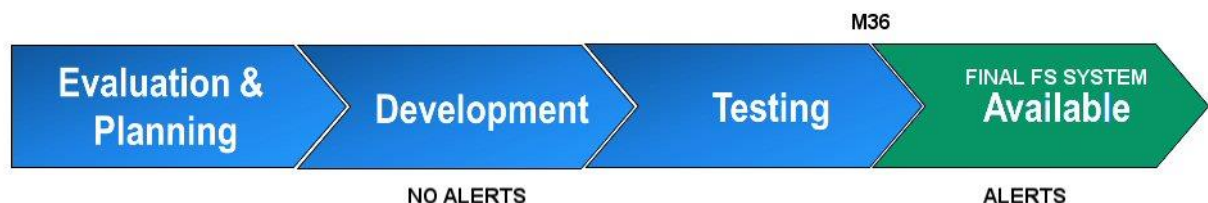


Figure 8: Overview of alert handling in FrailSafe.

4 OPENEHR ARCHETYPES

In an effort to create a patient model framework based on the OpenEHR platform, the most relevant archetypes need to be retrieved from the OpenEHR clinical knowledge manager¹¹ (CKM) with regard to the entities/requirements presented above. If an entity cannot be represented by the existing archetypes, modifications can be performed and new archetypes can be created using the Archetype Editor¹² in order to meet the goals of the project (see Table 5).

Table 5. Mapping between VPM parameters and Archetypes.

Parameters	High Level Information	openEHR Archetypes Existing/ New	Parameters Used/ Added
Personal Details	<u>Patient Identification</u>	EHR-CLUSTER.individual_personal.v1 EHR-CLUSTER.person_name.v1	<u>Identifier main data</u> <u>Given name, Family Name</u>
	<u>Demographic Details</u>	DEMOGRAPHIC-ITEM_TREE.person_details.v1	<u>Birth Data, Gender, Ethnic backgroup, other identifiers</u>
	<u>Contact Details</u>	DEMOGRAPHIC-ADDRESS.address.v1 EHR-CLUSTER.telecom_details.v0	<u>Address.Details</u> <u>Telecom Details.Items</u>
Heart rate	<u>Mean value over time when</u> 1. sitting 2. sleeping 3. walking 4. lying 5. walking upstairs 6. walking downstairs	EHR-OBSERVATION.pulse.v1	<u>Data.Rate</u> (beats per min), <u>State.Position</u> (standing/upright, sitting, reclining, lying), <u>Protocol.device</u> <u>Events.Maximum</u>
		EHR-CLUSTER.device.v1	
		EHR-CLUSTER.level_of_exertion.v1	<u>Items.Exercise.Description</u> (sleeping, walking, walking upstairs/downstairs)
Respiration rate	<u>Mean value over time when</u> 1. sitting 2. sleeping 3. walking 4. lying 5. walking upstairs 6. walking downstairs	EHR-OBSERVATION.respiration.v1	<u>Data.Rate</u> (beats per min) <u>State.Position</u> (Standing/upright, sitting, reclining, lying) <u>Protocol.device</u> <u>Events.Any event</u>
		EHR-CLUSTER.device.v1	
		EHR-CLUSTER.level_of_exertion.v1	<u>Items.Exercise.Description</u> (sleeping, walking, walking upstairs/downstairs)
Blood Pressure	<u>Mean value when</u> 1. sitting 2. standing	EHR-OBSERVATION.blood_pressure.v1	<u>Data.Mean arterial pressure</u> (mm[Hg]) <u>State.Position</u> (standing/upright, sitting, reclining, lying), <u>Protocol.device</u> <u>Events.Any event</u> <u>Events.24 average</u>
		EHR-CLUSTER.device.v1	<u>Data.Systolic</u>
Arterial Stiffness	Mean value		
Body Weight	Mean Body weight (for each block)	EHR-OBSERVATION.body_weight.v1 EHR-CLUSTER.device.v1	<u>Data.Body Weight</u> (kg or lb) <u>Protocol.device</u>
		EHR-OBSERVATION.body_surface_area.v0	<u>Data.Body Surface Area</u> (m ² or in ²) <u>Protocol.device</u>

¹¹ <http://www.openehr.org/ckm/>

¹² <http://www.openehr.org/downloads/archetypeeditor/home>

		EHR-CLUSTER.device.v1 EHR-OBSERVATION.body_mass_index.v1	<u>Data.Body Mass Index</u> (kg/m ² or lb/in ²)
Posture	<u>Mean time spent</u> 1. standing 2. sitting 3. lying	EHR-OBSERVATION.posture.v0 EHR-CLUSTER.device.v1	<u>State.Posture</u> (Standing, Sitting, Lying) <u>Data.Duration</u> (min or sec) <u>Protocol.device</u> (IMUs)
Steps	1. Mean Number of Steps 2. Number of times a walking activity is initiated 3. Mean Duration of walking activities	EHR-OBSERVATION.steps.v0 EHR-CLUSTER.device.v1	<u>Data.Steps</u> <u>Data.Walking Activities</u> <u>Duration</u> (min or sec) <u>Protocol.device</u> (phone)
Strength	1. Mean strength value 2. Max strength value	EHR-OBSERVATION.strength.v0	<u>Data.Strength</u> (Newton)
Instability/ Falls	1. Falls rate (per block) 2. Almost/failed falls rate (per block) 3. Places where falls/almost falls happen (indoors/outdoors) - what type of activity performed 4. Fall consequences 5. Physiological state of the subject one minute before for each fall/almost fall	EHR-OBSERVATION.falls.v0 EHR-CLUSTER.level_of_exertion.v1	<u>State.Category</u> (Fall, Almost Fall) <u>Data.Place</u> Consequences Physiological State <u>Protocol.device</u> <u>Events.Any event</u> <u>Events.Physiological state</u> <u>Items.Exercise.Description</u> (walking, running, going upstairs/downstairs)
Indoor Activities	<u>Mean time spent</u> 1. sitting in the living room 2. lying in bed 3. in the restroom 4. walking inside 5. indoors with friends 6. using the tablet/pc	EHR-OBSERVATION.activities.v0 EHR-OBSERVATION.barthel.v0 EHR-CLUSTER.level_of_exertion.v1	<u>Data.Day Period</u> (morning, noon, afternoon, evening, night) <u>Data.Duration</u> (min) <u>Protocol.Device</u> (beacons) <u>Data.Total</u> (IADL) <u>Items.Exercise.Description</u> (sleeping, walking, walking upstairs/downstairs)
Outdoor Activities	<u>Mean time spent</u> 1. walking outside 2. driving car	EHR-OBSERVATION.activities.v0 EHR-OBSERVATION.barthel.v0 EHR-CLUSTER.level_of_exertion.v1	<u>Data.Day Period</u> (morning, noon, afternoon, evening, night) <u>Data.Duration</u> (min) <u>Data.Total</u> (IADL) <u>Items.Exercise.Description</u> (walking, driving)

Game Analysis	<ol style="list-style-type: none"> 1. Played the game? 2. How often (Number of times/block) 3. Success rate (Attempts to start playing but not played) 4. Mean reaction time 5. Mean Duration 6. Number of pauses/block 7. Mean Time of pauses 	EHR-CLUSTER.game_analysis.v0	Data.Played (yes, no) Data.Times Data.False Attempts Data.Mean Reaction Time (min or sec) Data.Mean Duration (min or sec) Data.Pauses Number Data.Pauses Mean Duration (min or sec) State.Category (Physical, Cognitive)
Social Interaction	<ol style="list-style-type: none"> 1. Number of phone calls 2. Number of text messages 3. Time spent speaking at the phone 4. Time spent on skype 5. Time spent interacting in social media (fb, twitter) 	EHR-OBSERVATION.social_interaction.v0 EHR-COMPOSITION.questionnaire-result.v0	Data.Phone Calls Data.Text Messages Data.Speaking Duration (min) Data.Skype Duration (min) Data.Social Media Duration (min) Data.Value (social media)
Nutrition State	Nutrition Questionnaire	EHR-COMPOSITION.questionnaire-result.v0	Data.Value (MNA)
Cognitive State	Cognitive Questionnaires	EHR-COMPOSITION.questionnaire-result.v0	Data.Value (MoCa, MMSE, GDS-15, VAS)
Clinical Input	<u>Health Record Summary</u> <ol style="list-style-type: none"> 1. Personal Medical History 2. Family Medical History 3. Lifestyle Factors <u>Diagnosis</u> <ol style="list-style-type: none"> 1. Problem 2. Conclusion <u>Interventions</u> <ol style="list-style-type: none"> 1. Notes 2. Pharmaceutical Orders 3. Recommendations 	EHR-COMPOSITION.health_summary.v1 EHR-COMPOSITION.family_history.v1 EHR-COMPOSITION.lifestyle_factors.v1 EHR-EVALUATION.clinical_synopsis.v1 EHR-COMPOSITION.problem_list.v1 EHR-EVALUATION.problem_diagnosis.v1 EHR-SECTION.conclusion.v1 EHR-COMPOSITION.progress_note.v1 EHR- INSTRUCTION.medication_order.v0 EHR-EHR-EVALUATION.recommendation.v1	Data.Category.T Content.Family History Content.Factors Data.Synopsis Items.Problems or Diagnoses Data.Problem Data.Clinical description Data.Body site Data.Status Data.Comment Data.Data/time recognized Items.Evaluation of a problem Data.Catergory.T Activities.Order.Medication Activities.Order.Dose amount Data.Recommendation Data.Rationale

Events	<u>1. Short-term Alerts</u> <u>2. Long-term Notifications</u>	openEHR-EHR-INSTRUCTION.notification.v0	<u>Activities.Current Activity.Topic name</u> <u>Activities.Current Activity.Timing</u> <u>Activities.Current Activity.Description</u>
--------	--	---	--

4.1.1 Personal details

4.1.1.1 Identification details

The identification input relevant archetype needs to include the name of the patient. For this purpose, **openEHR-DEMOGRAPHIC-CLUSTER.person_identifier.v1** and **openEHR-DEMOGRAPHIC-CLUSTER.person_name.v1** can be used to represent the data about person and healthcare provider identifiers, respectively. The structure of the aforementioned archetypes are shown in Figure 9 and 10:

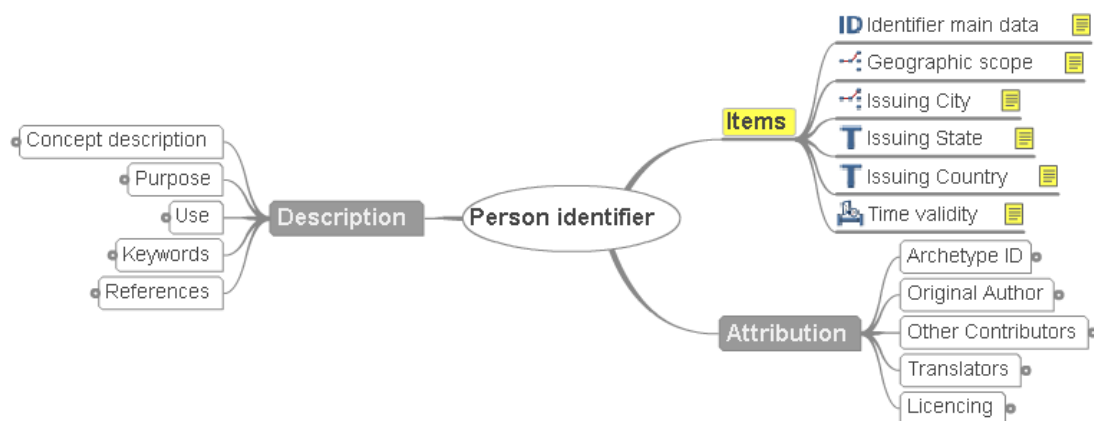


Figure 8: Person identifier archetypes.

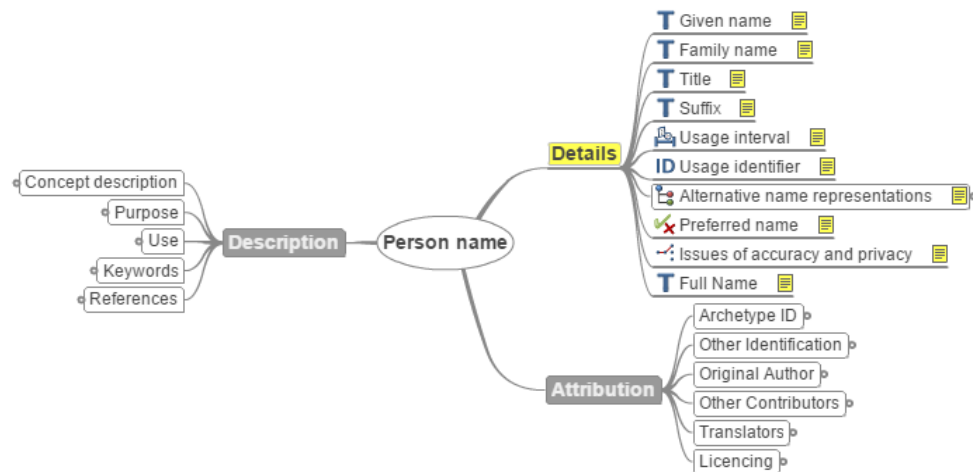


Figure 10: Person name archetypes.

4.1.1.2 Demographic details

The demographic input relevant archetype needs to include personal demographics details of external parties. For this purpose, **openEHR-DEMOGRAPHIC-ITEM_TREE.person_details.v1** can be used to represent a person's demographic data such as birth data, death data, sex, marital status, ethnic group and biometric identifier. The structure of the aforementioned archetype is shown in Figure 9.

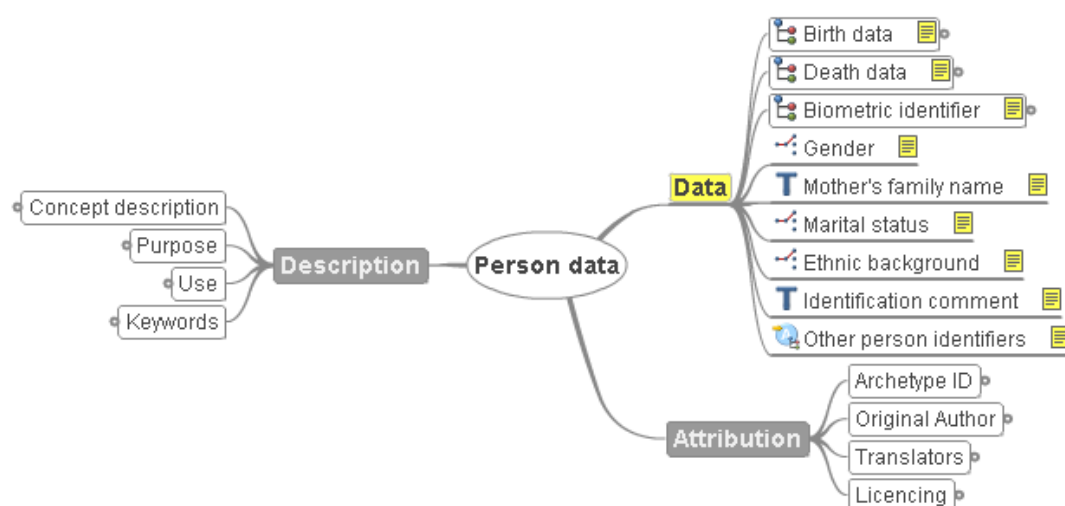


Figure 9: Personal details archetype.

4.1.1.3 Contract details

For the contact and communication information relevant fields, the archetypes that can be explored are the **openEHR-DEMOGRAPHIC-ADDRESS.address.v1** and **openEHR-EHR-CLUSTER.telecom_details.v0**. Figure 10 and Figure 11 illustrate these archetypes:

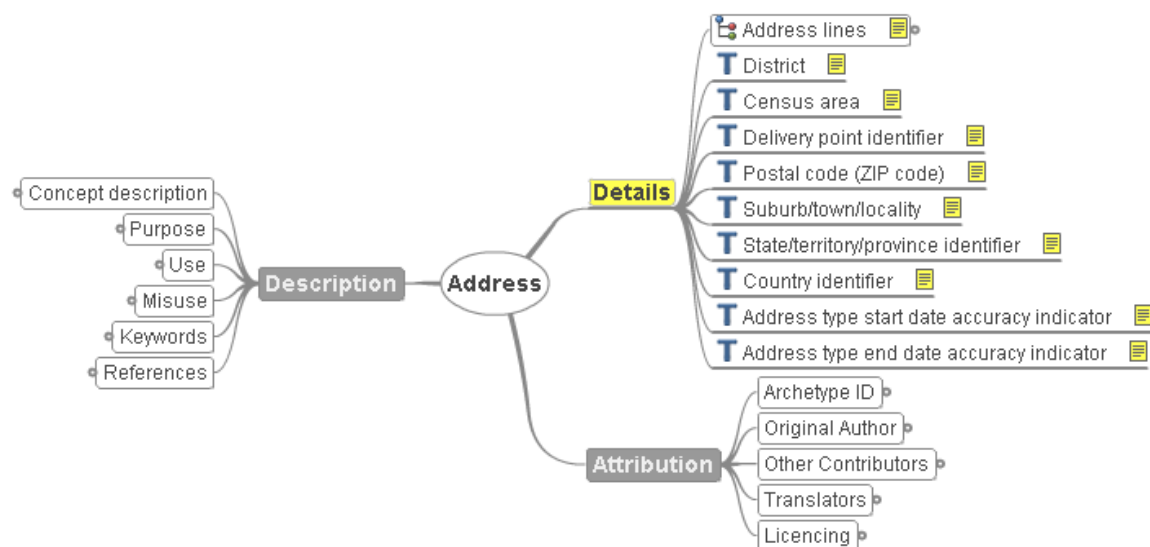


Figure 10: Address archetype.

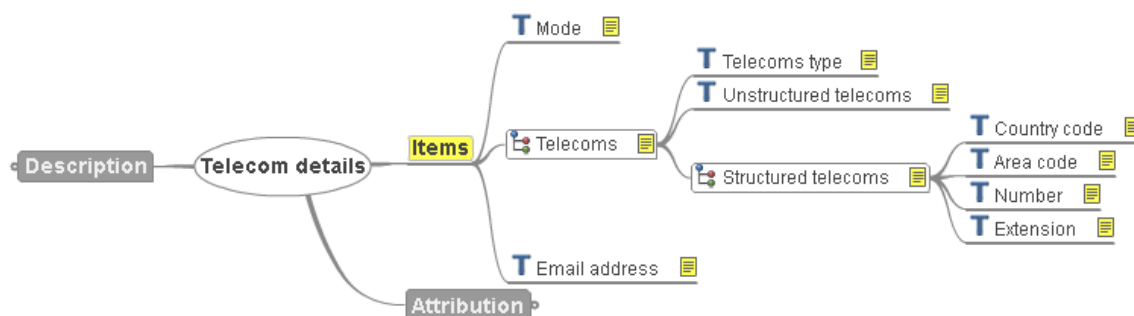


Figure 11: Telecom details archetype.

4.1.2 Sensor measurements and questionnaires

In general, the **openEHR-EHR-COMPOSITION.report-result.v1** archetype can be used to carry information about the result of a stand-alone test or assessment, or a group of related results (see Figure 12). Furthermore, the **openEHR-EHR-CLUSTER.level_of_exertion.v1** archetype can be used for distinguishing between different activity actions performed by the older person (see Figure 12).

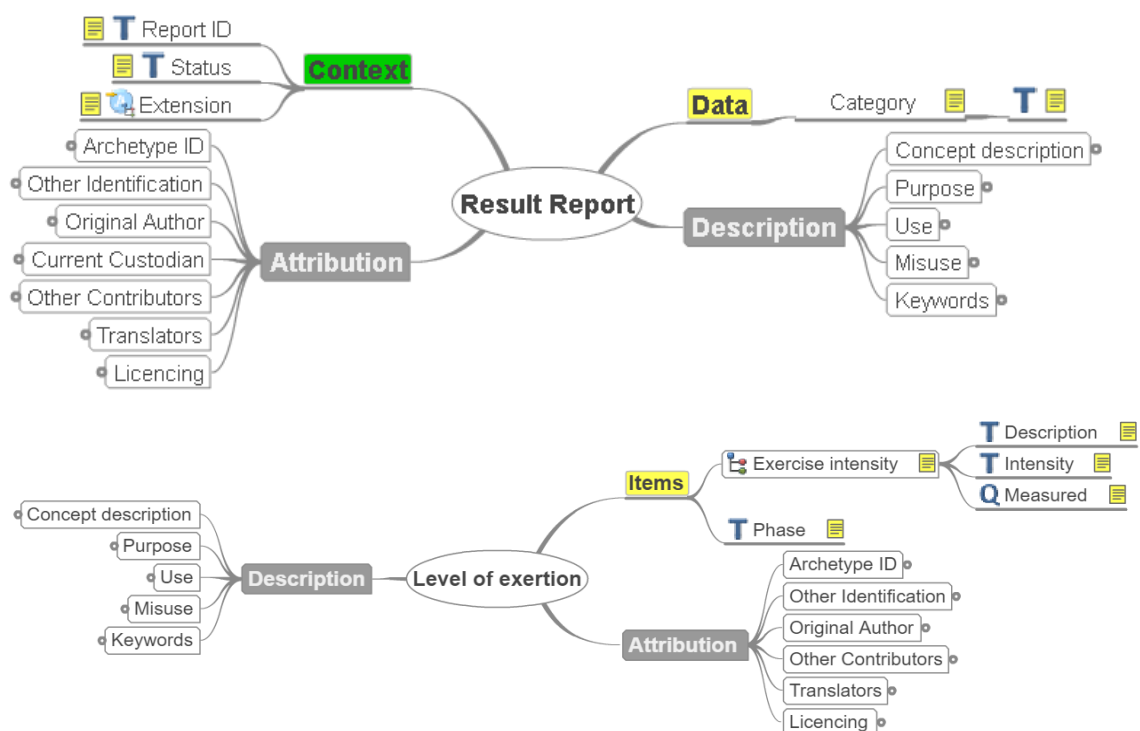


Figure 12: Result report and Level of exertion archetype archetypes.

4.1.2.1 Physiology related data

For the physiological data relevant fields, the archetype that can be explored for each measurement is:

- To record the electrocardiographic interpretation of the electrical activity of the heart by a medical device.
 - openEHR-EHR-OBSERVATION.ecg.v1** (see Figure 13)

- **openEHR-EHR-CLUSTER.device.v1** (see Figure 14)
- To record details about the rate and associated attributes for a *heart beat*:
 - **openEHR-EHR-OBSERVATION.pulse.v1** (see Figure 15)
- To record the observed characteristics of spontaneous breathing (*respiration rate*):
 - **openEHR-EHR-OBSERVATION.respiration.v1** (see Figure 16)
- To record the systemic arterial *blood pressure*:
 - **openEHR-EHR-OBSERVATION.blood_pressure.v1** (see Figure 17)
- To record the *body weight* of an individual - both actual and approximate:
 - **openEHR-EHR-OBSERVATION.body_weight.v1** (see Figure 18)
- To record the *body surface area* (BSA) of a subject; the measured or calculated surface area of a human body:
 - **openEHR-EHR-OBSERVATION.body_surface_area.v0** (see Figure 19)
- To record the *length of the body* from crown of head to sole of foot of an individual - both actual and approximate, and either in a standing or recumbent position.
 - **openEHR-EHR-OBSERVATION.height.v1** (see Figure 20)
- To record the *body mass index* (BMI) of a person; a calculated ratio describing how an individual's body weight relates to the weight that is regarded as normal, or desirable, for the individual's height.
 - **openEHR-EHR-OBSERVATION.body_mass_index.v1** (see Figure 21)

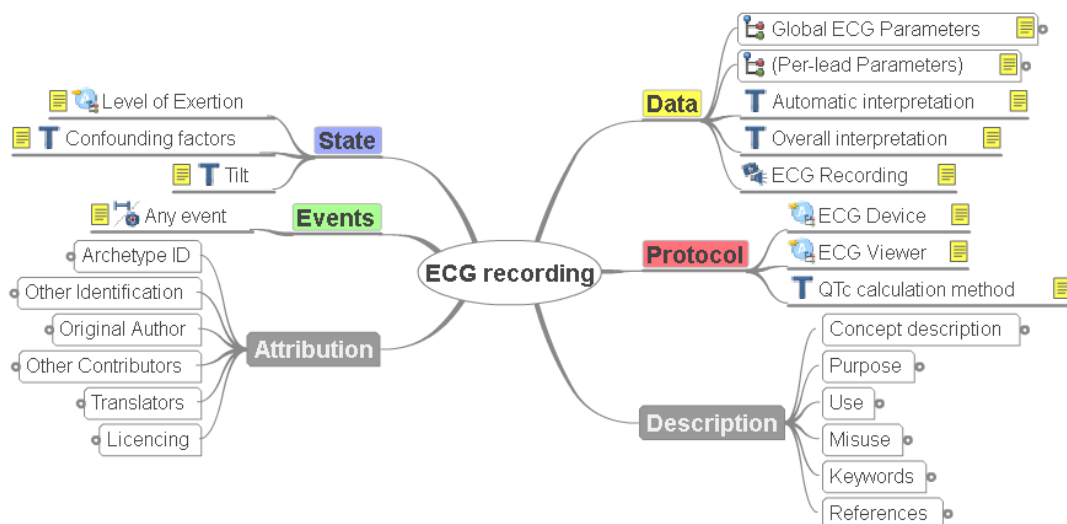


Figure 13: ECG recording archetype.

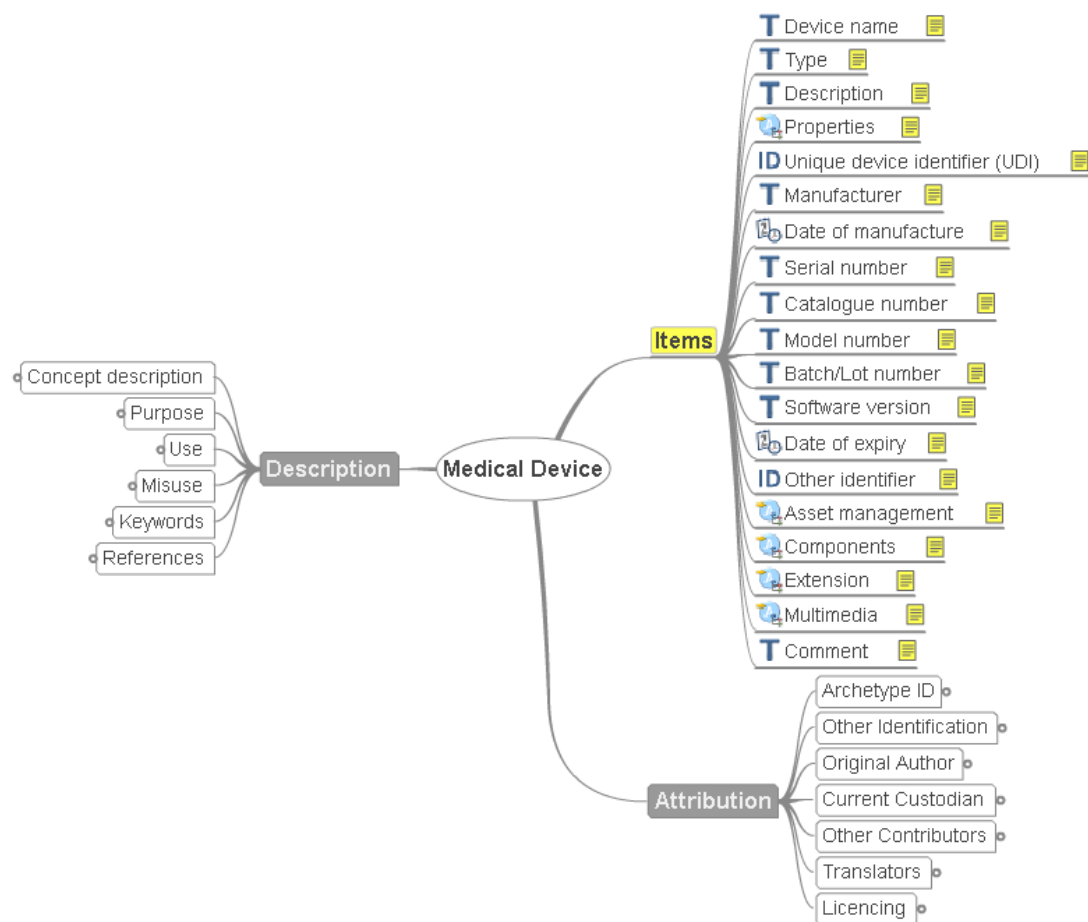


Figure 14: Medical device archetype.

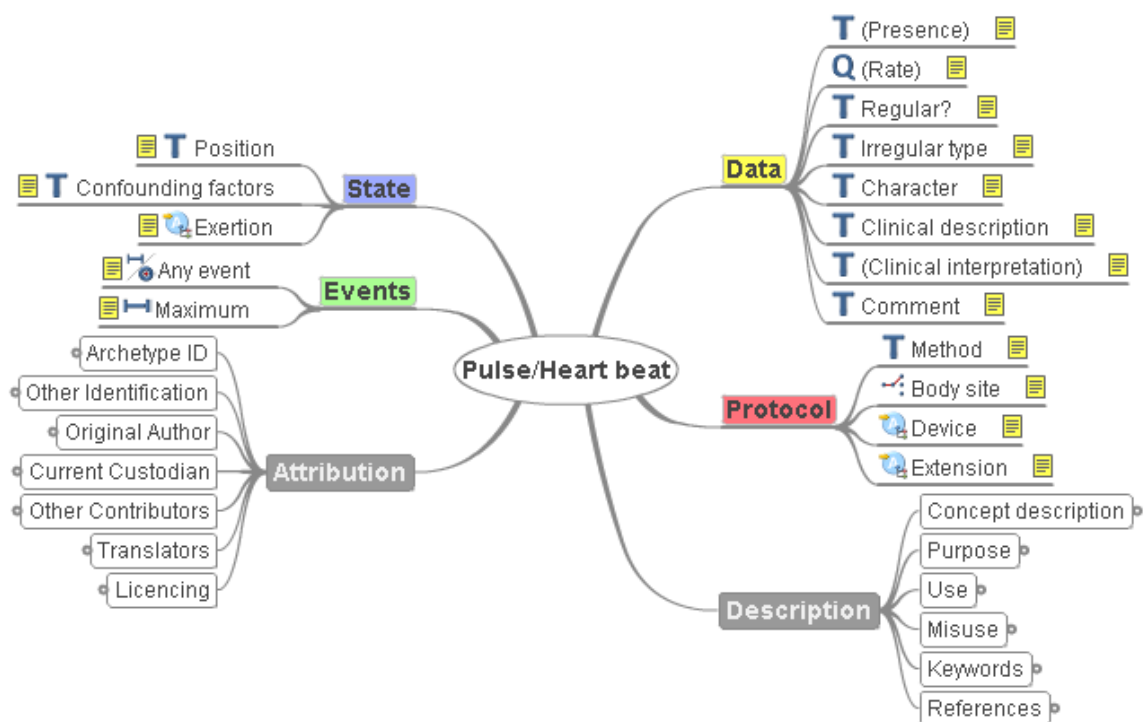


Figure 15: Heart beat archetype.

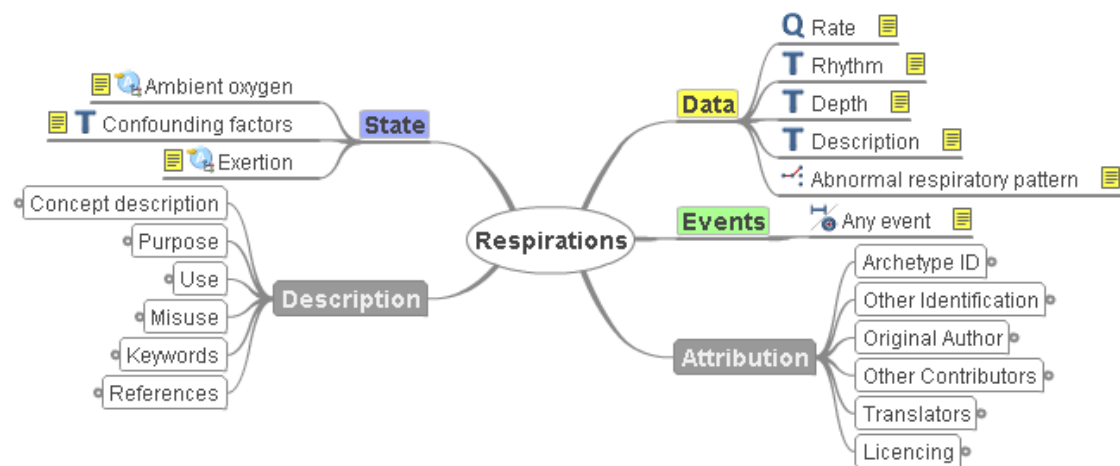


Figure 16: Respiration rate archetype.

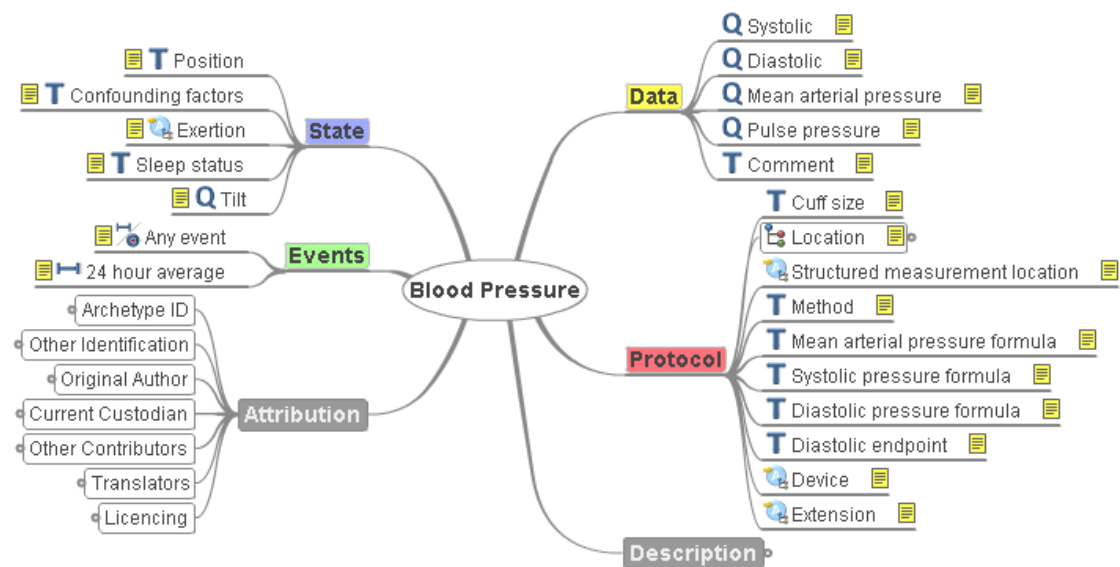


Figure 17: Blood pressure archetype.

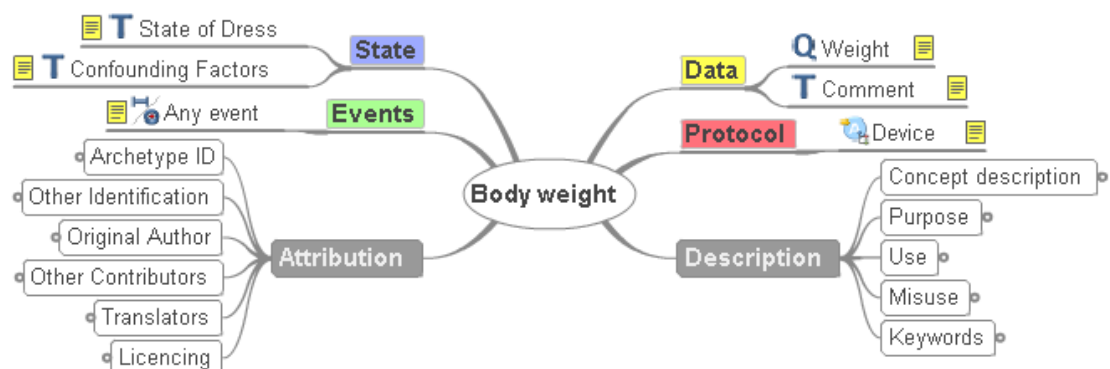


Figure 18: Body weight archetype.

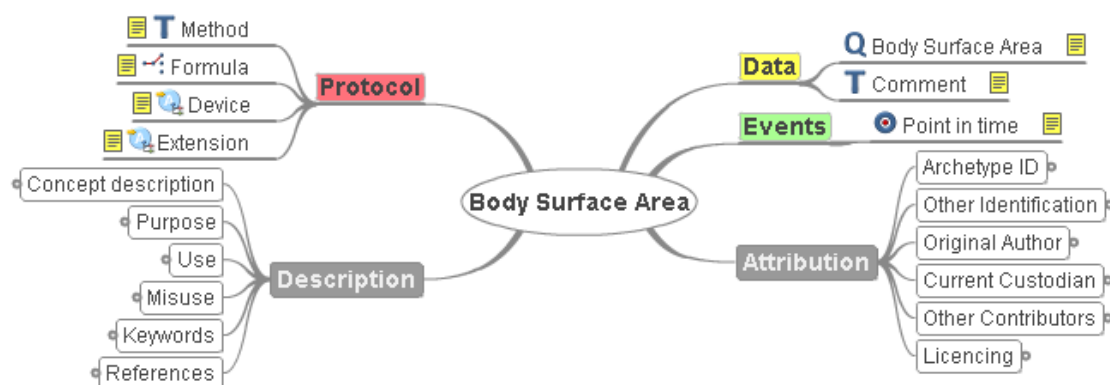


Figure 19: Body surface area archetype.

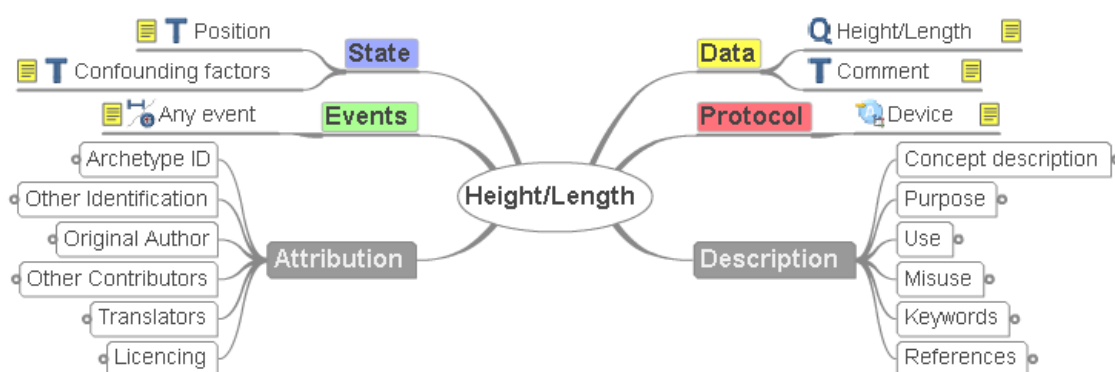


Figure 20: Height/Length archetype.

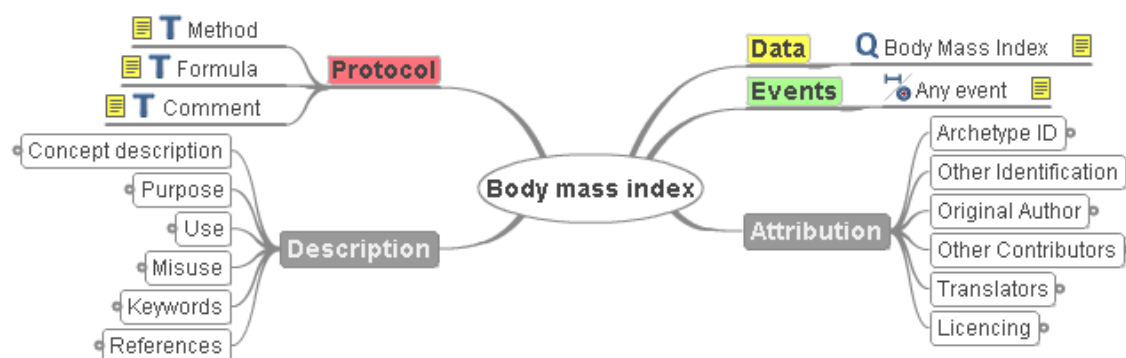


Figure 21: Body mass index archetype.

4.1.2.2 Physical related data

For the physical data relevant fields, the archetype that can be explored for each measurement is:

- To record details about the movement as part of physical examination:
 - **openEHR-EHR-CLUSTER.move.v1** (see Figure 22)

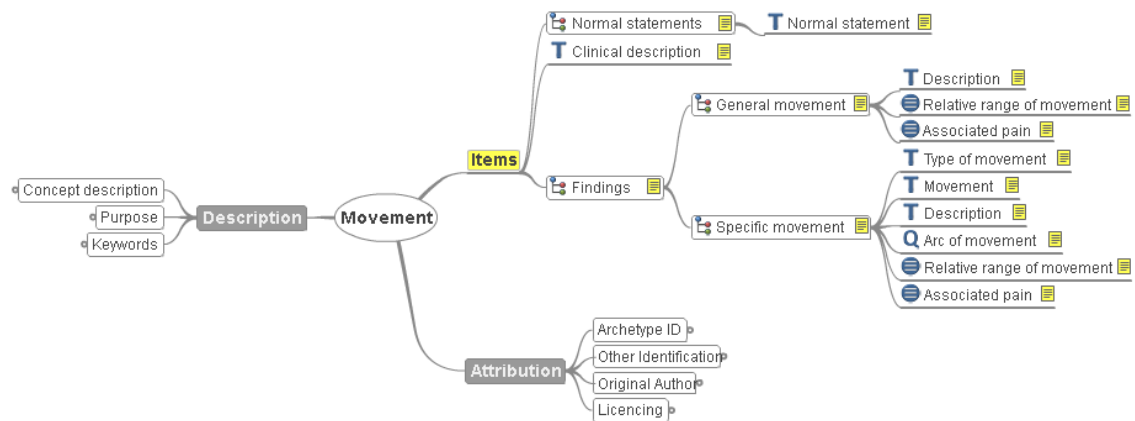


Figure 22: Movement archetype.

4.1.2.3 Lifestyle related data

The lifestyle relevant archetype needs to include nutrition summary and activities levels details of the older people. For this purpose, ***openEHR-EHR-COMPOSITION.lifestyle_factors.v1*** can be explored to record a persistent and evolving summary record of information about lifestyle choices and activities that may influence clinical decision-making and care provision. The scope of this record can includes, but is not limited to an overview of:

- smoking and tobacco use,
- alcohol consumption,
- substance use,
- physical activity,
- diet and nutrition.

Furthermore, ***openEHR-EHR-OBSERVATION.barthel.v1*** can be used to record a score of dependency on help to undertake important activities of daily living. The structure of the aforementioned archetypes is shown in Figure 23 and Figure 24.

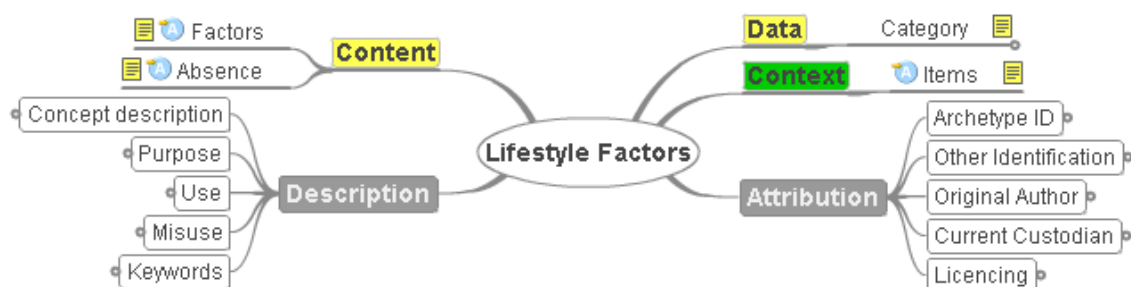


Figure 23: Lifestyle factors archetype.

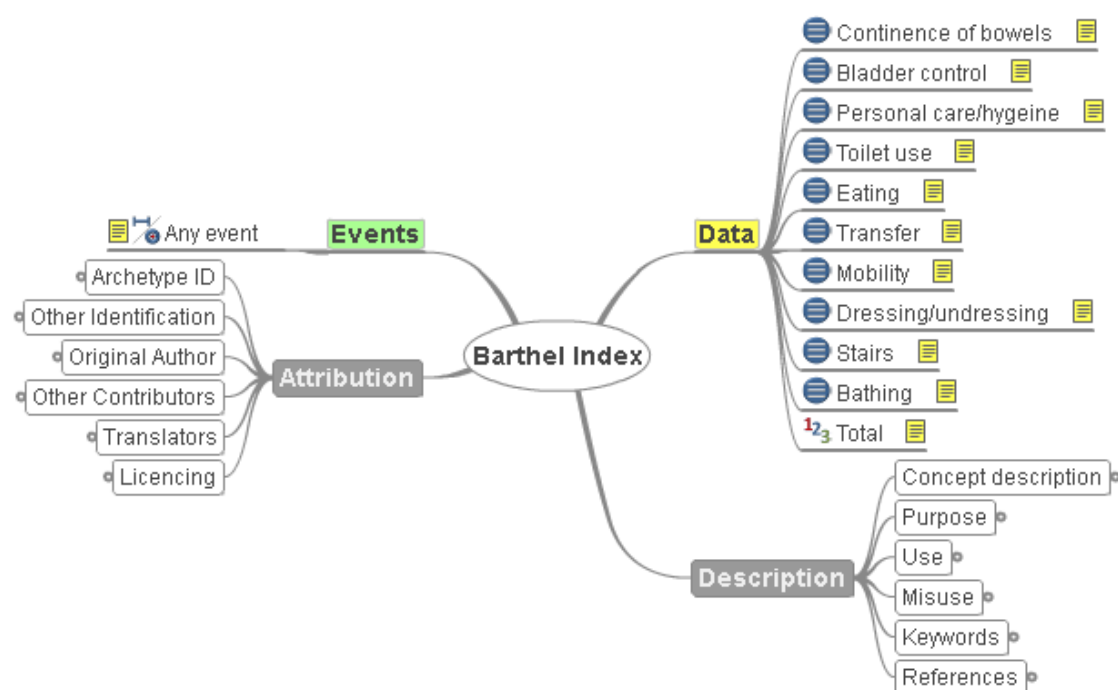


Figure 24: IADL Barthel index archetype.

4.1.3 Health records

The health records relevant archetypes need to include summary of medical information related to frailty. For this purpose, **openEHR-EHR-COMPOSITION.health_summary.v1** can be used to record a summary of health information about an individual and his/her family, representing a subset of their health record at a specified point in time. Furthermore, **openEHR-EHR-COMPOSITION.family_history.v1** can be explored to record a persistent and managed list of all relevant family history for the subject, or statements about positive exclusion or actual absence of information about adverse reactions, that may influence clinical decision-making and care provision. The structure of the aforementioned archetypes is shown in Figure 25 and Figure 26.



Figure 25: Health summary archetype.

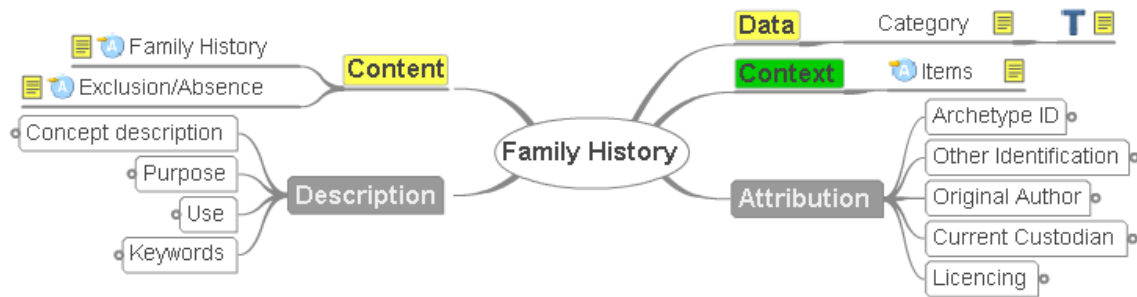


Figure 26: Family history archetype.

4.1.4 Clinician Input

4.1.4.1 Diagnosis

The diagnosis relevant archetype needs to include both analytic details, progress notes and conclusions of the patient's health from the perspective of a healthcare provider. For this purpose, **openEHR-EHR-EVALUATION.clinical_synopsis.v1** can be explored to represent a meta observation that will complement the existing structured clinical record, allowing for expression of subtle, subjective or interpretive information about the patient that might not otherwise be obvious through structured data alone, providing balance and context to the EHR record. Moreover, **openEHR-EHR-COMPOSITION.problem_list.v1** and **openEHR-EHR-EVALUATION.problem_diagnosis.v1** archetypes can be used to record a persistent and managed list of diagnoses identified, problems experienced by the subject (disabilities), previous procedures performed or any other issue which impacts on the physical, mental and/or social well-being of an individual. Furthermore, **openEHR-EHR-COMPOSITION.progress_note.v1** can be exploited to record details of health-related events that have occurred as part of the subject's care, and/or the subject's health status, findings, opinions and plans that are current at the time of recording. Finally, **openEHR-EHR-SECTION.conclusion.v1** can be used to record conclusions of an encounter with a patient. The structure of the aforementioned archetypes is respectively shown in Figure 27, Figure 28, Figure 29, Figure 30 and Figure 31.

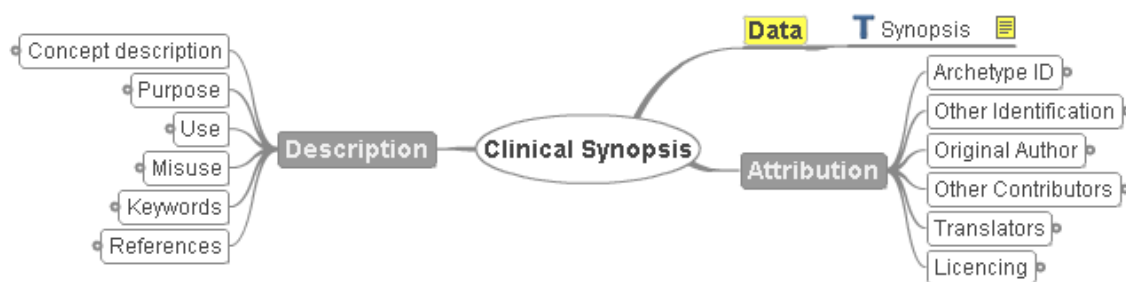


Figure 27: Clinical synopsis archetype.

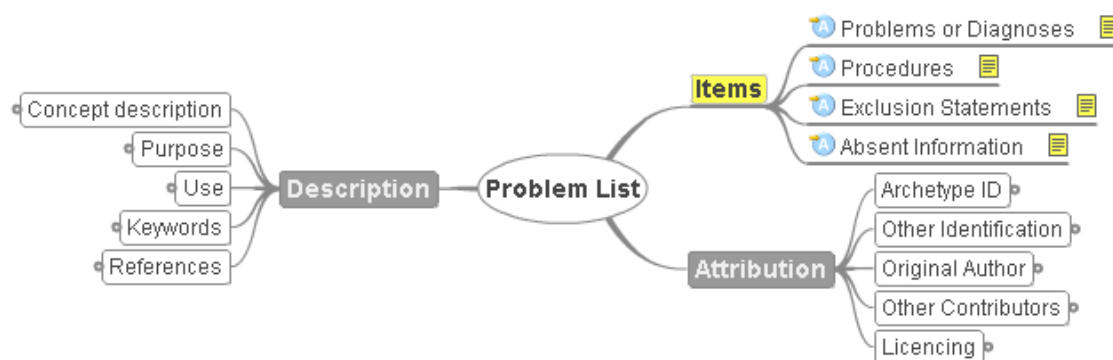


Figure 28: Problem list archetype.

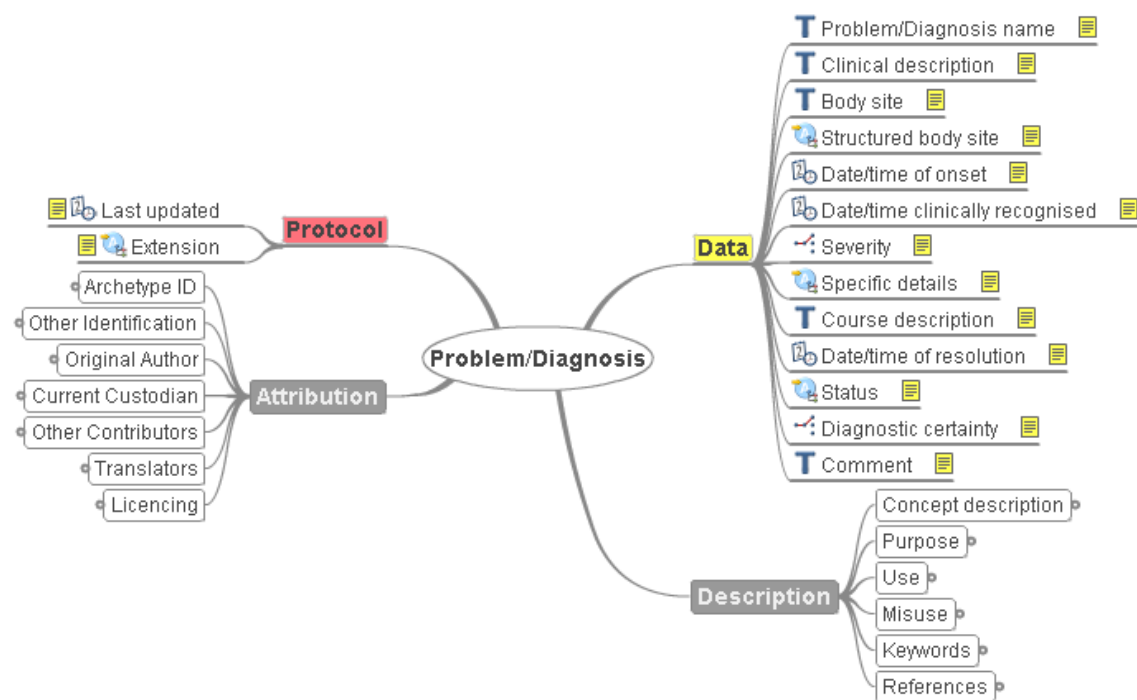


Figure 29: Problem/Diagnosis archetype.

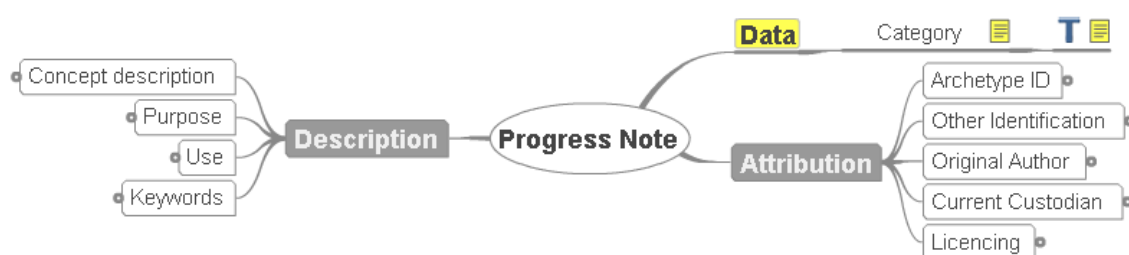


Figure 30: Progress note archetype.

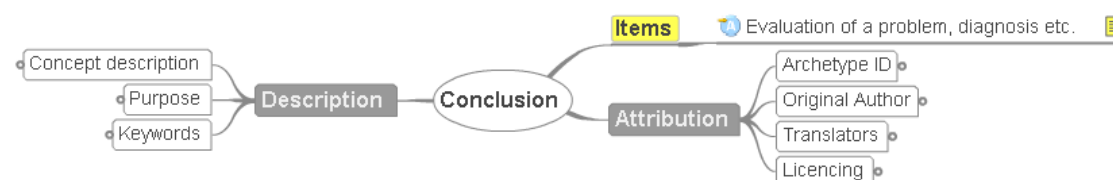


Figure 31: Conclusion archetype.

4.1.4.2 Interventions

The intervention relevant archetype needs to include potential medication and action advices and care plans. For this purpose, **openEHR-EHR-EVALUATION.recommendation.v1**, **openEHR-EHR-INSTRUCTION.medication_order.v0** and **openEHR-EHR-INSTRUCTION.care_plan.v1** can be utilized to record the order or instruction regarding the planning, initiation and carrying out of a single recommendation (suggestion, advice or proposal for clinical management), medication order or a care plan as a whole, respectively. The structure of the aforementioned archetypes is shown in Figure 32, Figure 33 and Figure 34.



Figure 32: Recommendation archetype.

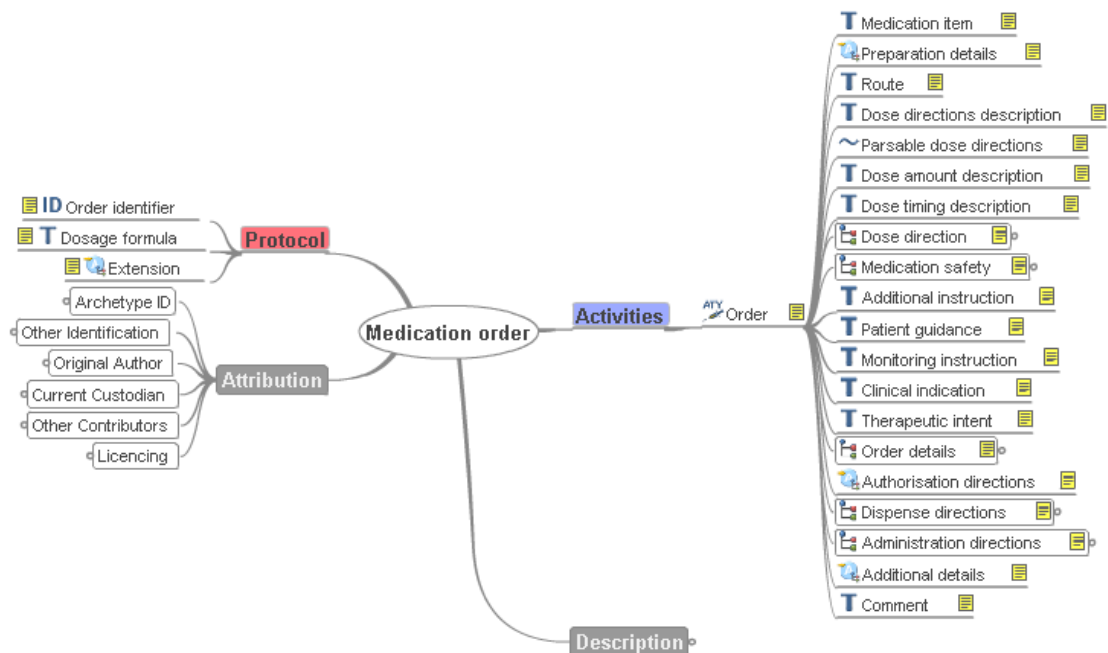


Figure 33: Medication order archetype.

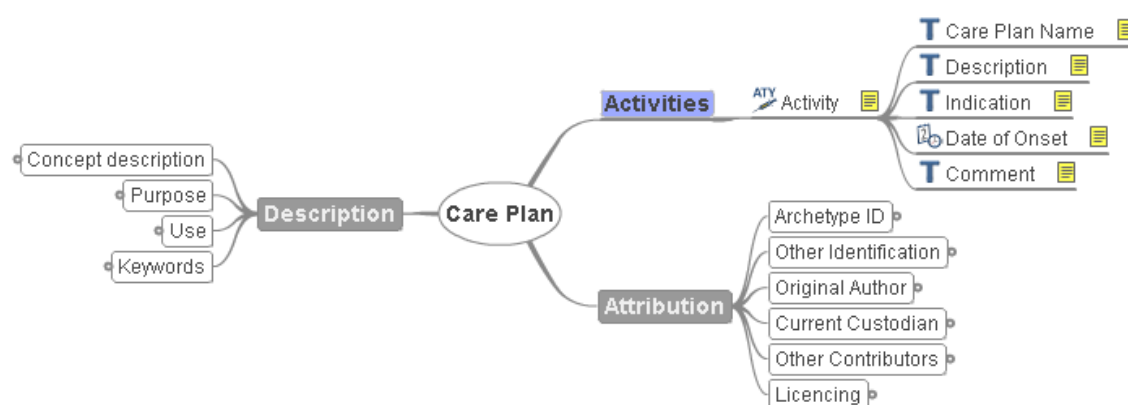


Figure 34: Care plan archetype.

4.1.5 Events

This archetype needs to include short-term and long-term recognition of frailty events. For this purpose, **openEHR-EHR-INSTRUCTION.notification.v0** can be utilized to enable clinical systems to generate a notice or announcement containing non-clinical information, which will be triggered at certain time/s or by occurrence of an event. The structure of this archetype is shown in Figure 35.

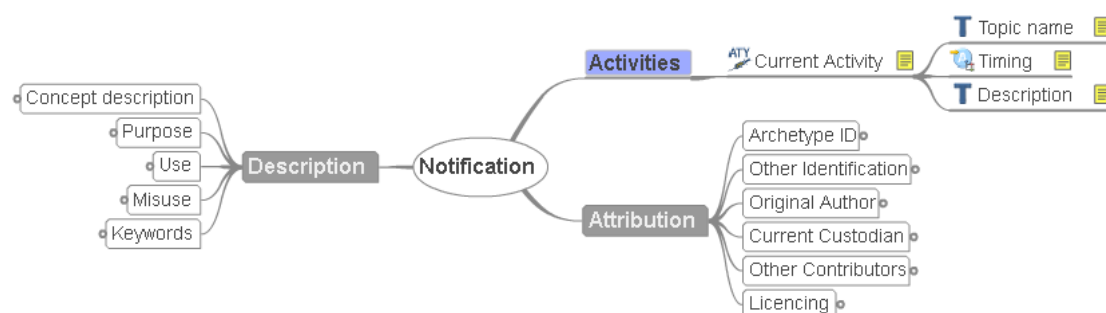


Figure 35: Notification archetype.

5 RELATIONAL DATABASE

To integrate the defined specifications, requirements and archetypes into the architecture of the FrailSafe system, the database structure of VPM should be carefully defined so as to cover all the above and allow relatively easy modifications or extensions in the following phases of the project as it is going to form the fundamental basis of the framework (see Figure 1). Figure 38 provides the final version of the relational database as it was implemented following the developed archetypes.

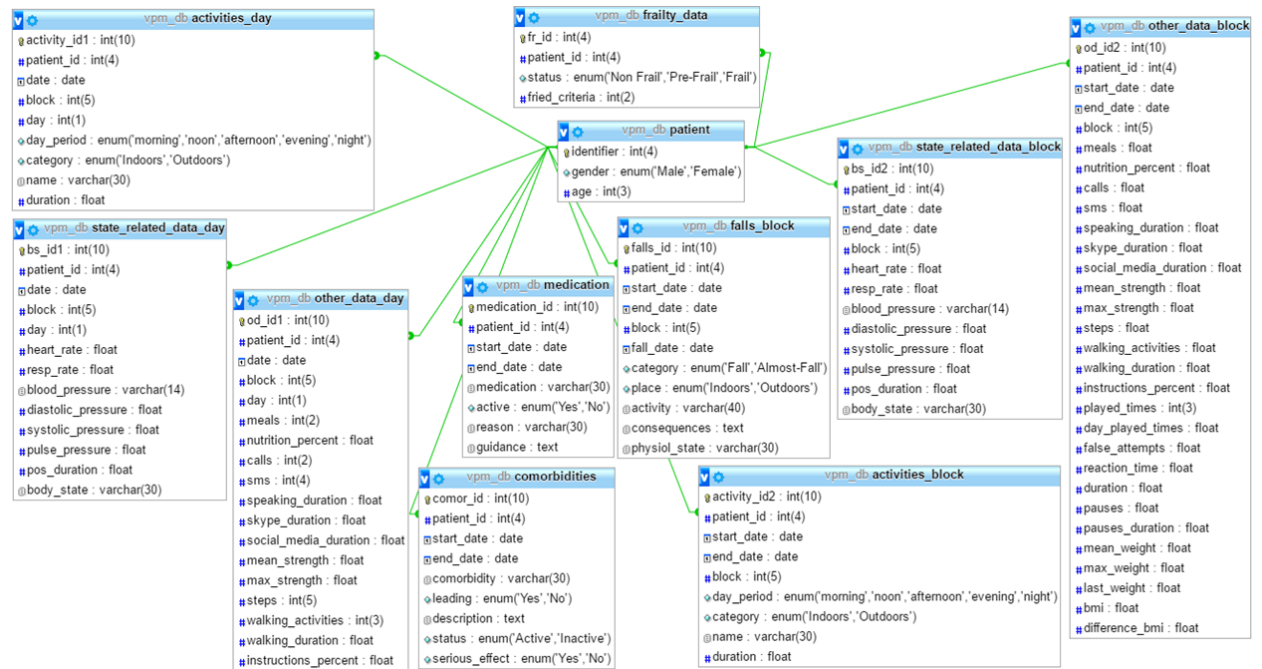


Figure 38. FrailSafe's virtual patient model relational database model.

A 'relational database' is a collection of data items organized as a set of formally-described tables from which data can be accessed or reassembled in many ways without having to reorganize the database tables. The standard user and application program interface to a relational database is the structured query language (SQL). SQL statements are used both for interactive queries for information from a relational database and for gathering data for reports. Note that a relational database has the important advantage of being easy to extend. Thus, a new data category can be added without requiring that all existing applications be modified.

6 CONCLUSIONS

In this deliverable, we have presented how virtual user modeling research has attempted to address critical issues of FrailSafe's human-computer interaction through a large number of analytic, usability-oriented approaches by providing older people and caregivers with interface and tools fitting to their specific needs. More specifically, we have provided a detailed definition of the patient model representation format adopted within the FrailSafe project. To this end, openEHR; a multi-layer reference model for building VPM using archetypes (supported by an open source community and a variety of tools), has been adapted due to its clear benefits against its competitors and has been extended to fulfil the goals and functional requirements of FrailSafe system.

The identification and classification of the entities/concepts of interest that have been included in the patient models is offered. These entities have been categorized into data related to the user identification, data essential to the clinician and data recorded from the wireless body area network, the integrated sensors and games. In addition to the aforementioned parameters, a list of parameters that are related to the statistical offline and real-time processing is also introduced. Archetype modelling has then been utilized either to select and expand existing archetypes from the public archetype repository or to define new ones in order to meet all data requirements. Moreover, we have presented how an archetype relational mapping persistence solution has been exploited to efficiently design and develop the relational database in our practical clinical environment scenario. Finally, an archetype mapping solution was provided to efficiently design and develop the relational database in our practical clinical environment setup.

REFERENCES

- [1] K. I. Mandl KD, "Escaping the EHR Trap," *The Future of Health IT. N Engl J Med*, vol. 2, p. 366:2240, 2012.
- [2] M. a. H. C. Imison, "The virtual patient project: Using low fidelity, student generated online cases in medical education," *Proceedings ascilite Melbourne*, pp. 441--455, 2008.
- [3] R. C. C. G. P. a. S. V. Ellaway, "An Architectural Model for MedBiquitous Virtual Patients," *MedBiquitous*, Baltimore, 2006.
- [4] T. Beale, "Archetypes: Constraint-based domain models for future-proof information systems," in *OOPSLA 2002 workshop on behavioural semantics*, 2002.
- [5] I. a. K. G. Sommerville, *Requirements engineering: processes and techniques*, John Wiley & Sons, Inc., 1998.
- [6] P. a. F. R. E. a. o. Bourque, *Guide to the software engineering body of knowledge (SWEBOK (R)): Version 3.0*, IEEE Computer Society Press, 2014.
- [7] F. Gerhard, *User Modeling in Human-Computer Interaction*, Springer, 2001.
- [8] A. Johnson and N. Taatgen, "User modeling," in *The handbook of human factors in web design*, 2005, pp. 424-438.
- [9] D. Fensel, "Ontology-based knowledge management," *IEEE Computer*, vol. 35, no. 11, pp. 56-59, 2002.
- [10] Federica Paganelli, and Dino Giuli, "An Ontology-Based System for Context-Aware and

Configurable Services to Support Home-Based Continuous Care,” *IEEE TRANSACTIONS ON INFORMATION TECHNOLOGY IN BIOMEDICINE*, vol. 15, no. 2, 2011.

[11] David Rian, Francis Real, Joan Albert Lopez-Vallverdu, Fabio Campana, Sara Ercolani, Patrizia Mecocci, Roberta Annicchiarico, Carlo Caltagirone, “An ontology-based personalization of health-care knowledge to support clinical decisions for chronically ill patients,” *Journal of Biomedical Informatics*, vol. 45, p. 429–446, 2012.

[12] Lezcano, L., Sicilia, M. A., & Serrano-Balazote, P., “Combining OpenEHR Archetype Definitions with SWRL Rules – A Translation Approach,” in *World Summit on Knowledge Society, Springer Berlin Heidelberg*, 2008.

[13] De Carolis, B., Pizzutilo, S., & Palmisano, I., “D-Me: Personal interaction in smart environments,” in *International Conference on User Modeling, Springer Berlin Heidelberg*, 2003.

[14] “VUMS - Virtual User Modelling and Simulation Standardisation,” [Online]. Available: http://wiki.iao.fraunhofer.de/index.php/VUMS_-_Virtual_User_Modelling_and_Simulation_Standardisation.

[15] H. S. Beale T, “openEHR Architecture Overview,” 2008.